

SoonerStart

Building futures for babies & families

SoonerStart Stakeholder Advisory Committee Meeting May 5, 2023



AGENDA

**SoonerStart Data and Reporting
Family Outcomes
SSIP Overview and Updates**





TELL US ABOUT YOU.



SoonerStart

Child Data and Reporting

SoonerStart Early Intervention Program

Provides services to eligible infants and toddlers (ages 0-36 months) statewide.

Funded through yearly state and federal appropriations and Medicaid.

EI services are voluntary and provided at no cost to families regardless of family income.



SoonerStart Personnel

- 35 Speech Language Pathologists
- 11 Physical Therapists
- 15 Occupational Therapists
- 29 Child Development Specialists
- 7 Special Educators
- 10 Nurses
- 59 Resource Coordinators
- 8 Program Managers
- 6 OSDE/OSDH Administrative Staff
- 20 Vacancies



Children Referred 2021-2022



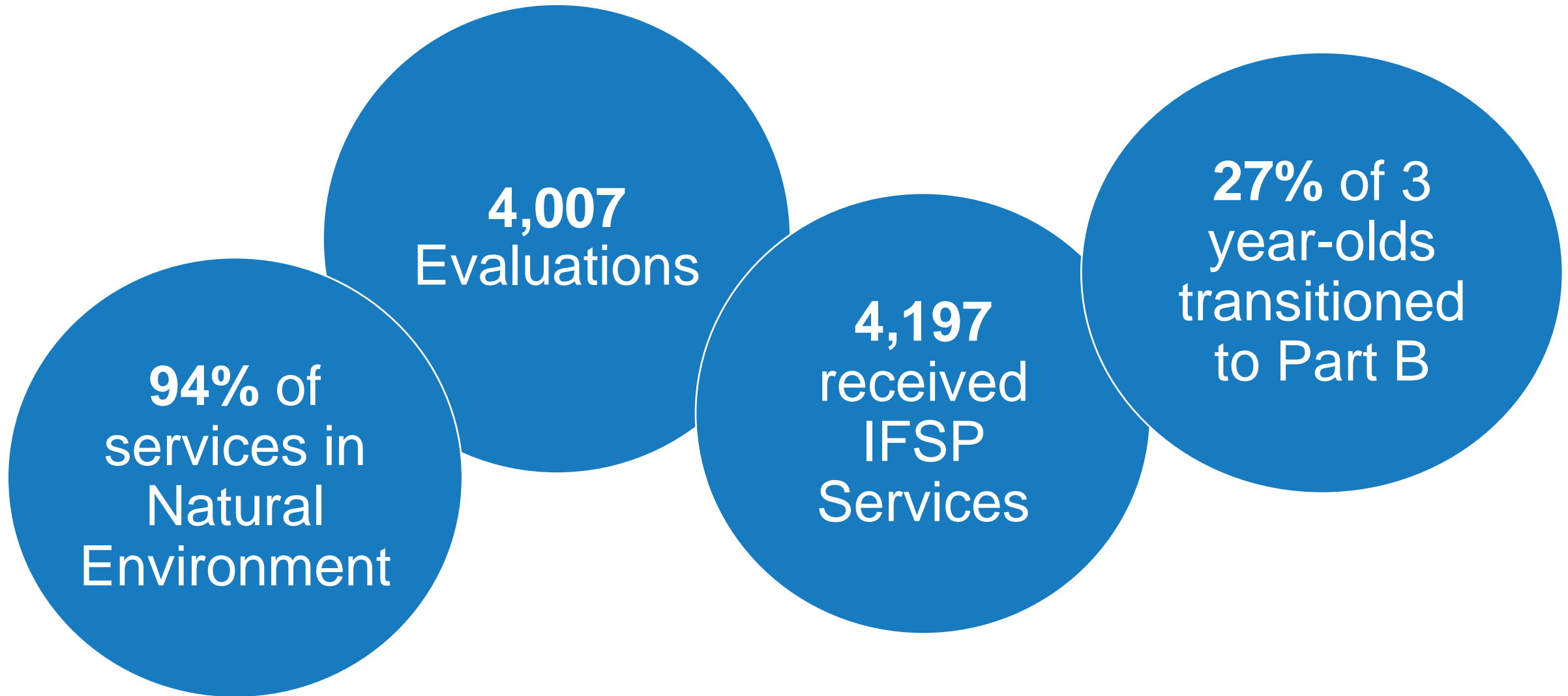
7371 children referred to SoonerStart

27% referred by DHS

13% referred by Families

33% referred by Medical Providers

Children Served 2021-2022



Children Served by Race/Ethnicity and Gender 2021-2022*

Hispanic/ Latino	American Indian or Alaska Native	Asian	Black or African American	Native Hawaiian or Pacific Islander	White	Two or More Races
495	321	95	371	15	2,469	429

Male	Female
2,695	1,500

*Had an IFSP in place


Annual Performance Report (APR)

- Required by IDEA
- Submitted to OSEP each February for previous fiscal year (ex: July '21-June '22)
- Compares program data to state and federal targets for 11 indicators to measure performance of Part C program
- Requires extensive reporting on State Systemic Improvement Plan (SSIP)
- Used to issue a “Determination” to the state (i.e., meets requirements, needs assistance, needs intervention)

APR Indicator 4 – Family Outcomes

- **Indicator 4** - % of families who report that EI services have helped their family:
 - Know their rights
 - Effectively communicate their child's needs
 - Help their child develop and learn

SoonerStart Family Survey



SoonerStart partners with the Oklahoma Parent Center to collect information through a family survey.

Surveys are:

- anonymous
- offered at initial & annual IFSP meetings
- completed online, via telephone or by mail

Family Survey Response Rate

For Indicator 4, SoonerStart is required to:

- *Report the number of surveys distributed and the number of responses from families participating in Part C*
- *Compare the current year's response rate to the previous year's response rate*

2021-2022 Number of Surveys Distributed	2021-2022 Number of Responses Submitted	2021-2022 Response Rate	2020-2021 Response Rate
2,271	1,142	50.29%	13.43%

Family Survey Results

...Calculate the results and compare the results to the state's target

Family Outcomes Measurement	2021-2022 Data	2021-2022 Target	Status
Percent of families participating in Part C who report that early intervention services have helped the family know their rights	91.83%	86.00%	Met Target
Percent of families participating in Part C who report that early intervention services have helped the family effectively communicate their children's needs	92.44%	88.00%	Met Target
Percent of families participating in Part C who report that early intervention services have helped the family help their children develop and learn	95.01%	97.00%	Did Not Meet Target

Analyze Representativeness (Race/Ethnicity)

...Analyze the extent to which the demographics of the infants or toddlers for whom families responded are representative of the demographics of infants and toddlers receiving services in the Part C program

Race/Ethnicity	Survey Responses	SoonerStart Child Count
American Indian	9.80%	7.22%
Asian	1.48%	2.38%
Black/African American	5.34%	8.01%
Hispanic/Latino	9.72%	9.78%
Hawaiian/Pacific Islander	0.43%	0.44%
Two or More Races	21.9%	10.00%
White	44.92%	62.18%
Prefer Not to Answer	6.30%	0

Analyze Representativeness (Age & Gender)

...Analyze the extent to which the demographics of the infants or toddlers for whom families responded are representative of the demographics of infants and toddlers receiving services in the Part C program.

Age Group	Survey Responses	SoonerStart Child Count
Birth to 1	20.05%	15.24%
1 to 2	32.22%	31.00%
2 to 3	44.34%	53.76%
Prefer not to answer	2.36%	0

Gender	Survey Responses	SoonerStart Child Count
Female	38.35%	38.27%
Male	59.46%	61.73%
Prefer not to answer	2.19%	0

Identify Potential Non-Response Bias

...Analyze the response rate to identify potential nonresponse bias

All families are given an opportunity to complete a survey at each initial and annual IFSP meeting and submit it anonymously. However, SoonerStart does not know the demographic characteristics of families that do not respond making it difficult to identify nonresponse bias.

Family Outcomes – and there's more...

Beginning with the FFY 2022 SPP/APR, due February 1, 2024, all states will be **REQUIRED** to report the extent to which the demographics of the infants or toddlers for whom families responded are representative of the demographics of infants and toddlers enrolled in the Part C program.

States must include race and ethnicity in its annual analysis and also include another demographic category.

Family Outcomes – the good news...

SoonerStart currently reports three categories of demographic information.

- Race/ethnicity – required in 2024
- Child's age
- Gender

SoonerStart proposes to continue reporting these same additional categories in order to avoid redesigning the Family Survey to meet the new requirements.

State Systemic Improvement Plan (SSIP)

Overview & Updates

Pyramid Model State Benchmarks of Quality (BoQs)

- State Leadership Team (SLT)
- Family Engagement
- Implementation Districts
- Professional Development
- Data-based Decision Making



State Leadership Team

- Mission Statement
 - To promote healthy relationships, the SoonerStart leadership team will provide support and guidance to teams to ensure families receive evidence-based practices.
- Action Planning
- Scale-up
- Funding
- Communication

Family Engagement

- Family Handout
 - Overall explanation
 - Introduction to tiers



We have something important to share with you!

What is the Pyramid Model?

The Pyramid Model is a service delivery framework that contains a foundation and three increasing levels of support.

The Pyramid Model framework promotes young children's healthy development and decreases challenging behaviors.

Effective Workforce

- The Foundation supports professional growth of SoonerStart staff through coaching and professional development.

Nurturing & Responsive Relationships and High-Quality Supportive Environments

- Family coaching is provided to families to help them support their child's developmental growth.

Targeted supports

- Targeted supports are added to family coaching for some families needing a little more support to address a specific concern.

Intensive Interventions

- Intensive interventions are provided to a small number of families needing a detailed plan of action to address challenging behaviors.

SoonerStart staff will use the Pyramid Model framework to support families and children in reaching their developmental milestones.

Empowering families using the Pyramid Model

- Information to help families promote children's self-regulation
- Partnership with the Early Interventionist to help children learn & grow
- Support for preventing and addressing behavior challenges



Implementation Districts

- Two original sites
 - District 1
 - **Payne**
 - **Kay, Creek, Osage, Noble, Pawnee & Lincoln**
 - District 12
 - **Oklahoma County**
- Newest district
 - District 9
 - **Pittsburg, Bryan, McCurtain, Le Flore, Latimer, Pushmataha, Choctaw Atoka, & Coal**

Professional Development

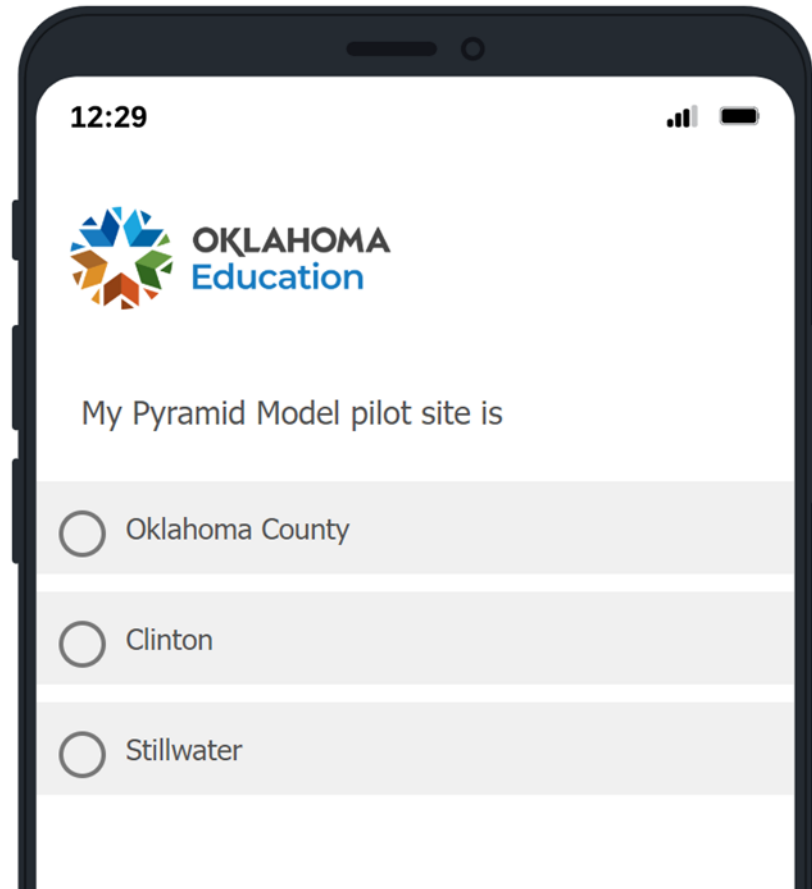


Trainings

- Part C Practices training
- Local Leadership training
- Practitioner Coach training
- Behavior Specialist training

Data-based Decision Making

- Early Intervention Implementation Checklist
 - Relationships
 - Family-coaching
 - Supporting challenging behaviors
- Professional Development
- Newsletter Highlights



Timeline

May

- Start exploration with District 8 (**Stephens, Carter, Pontotoc**, Garvin, Murray, Johnston, Jefferson, Love, Marshall)
- Train the Trainer for Positive Solutions for Families

June

- Start exploration with District 1 (**Texas, Woodward, Custer**, Cimarron, Beaver, Harper, Woods, Ellis, Roger Mills, & Dewey)

July

- Start Practice-based Coaching with Peers

August

- Onboarding with new Practitioner Coaches & Behavior Support Specialist

Got Questions?



Kim Donnell

Kim.Donnell@sde.ok.gov

Project Manager - SSIP

Lou Anne Mullens

LouAnne.Mullens@sde.ok.gov

*Assistant Executive Director –
SoonerStart*

Next Stakeholder Committee Meeting

August 4, 2023

1:00 PM – 2:30 PM

