

Proposed Targets for SoonerStart Outcomes

Summary of Stakeholder Input for
2020-2025 State Performance Plan



OKLAHOMA
Education



State Performance Plan and Annual Performance Report (SPP/APR)

Every six years, IDEA requires states to produce a new **State Performance Plan (SPP)** with revised/updated targets for achieving program goals and child and family outcomes.

Data is collected annually and compared to the target for each of the SPP indicators as a measurement of program achievement. The results are provided to the Office of Special Education Services (OSEP) in the **Annual Performance Report (APR)**.

Requirements for Targets for SPP Indicators

- Targets must be selected with diverse stakeholder input.
- There must be a target for each year of the six-year SPP.
- Final target at the end of six years must be better than baseline.
- The target must indicate at least marginal improvement by the end of the six years.
- OSEP, not each state, determines targets for Compliance indicators that are non-negotiable.

Stakeholder Input

SoonerStart conducted stakeholder meetings on September 16, 2021 and October 14, 2021 to review SoonerStart compliance and performance data from the past six years.

Based on these discussions, stakeholders proposed incremental and final targets for indicators that require state-determined targets in Oklahoma's State Performance Plan for the next six year cycle.

Stakeholder participants were emailed the final proposed targets for review and comment. Final proposed targets were also posted on the SoonerStart APR target setting webpage.

PROPOSED TARGETS FOR APR INDICATORS

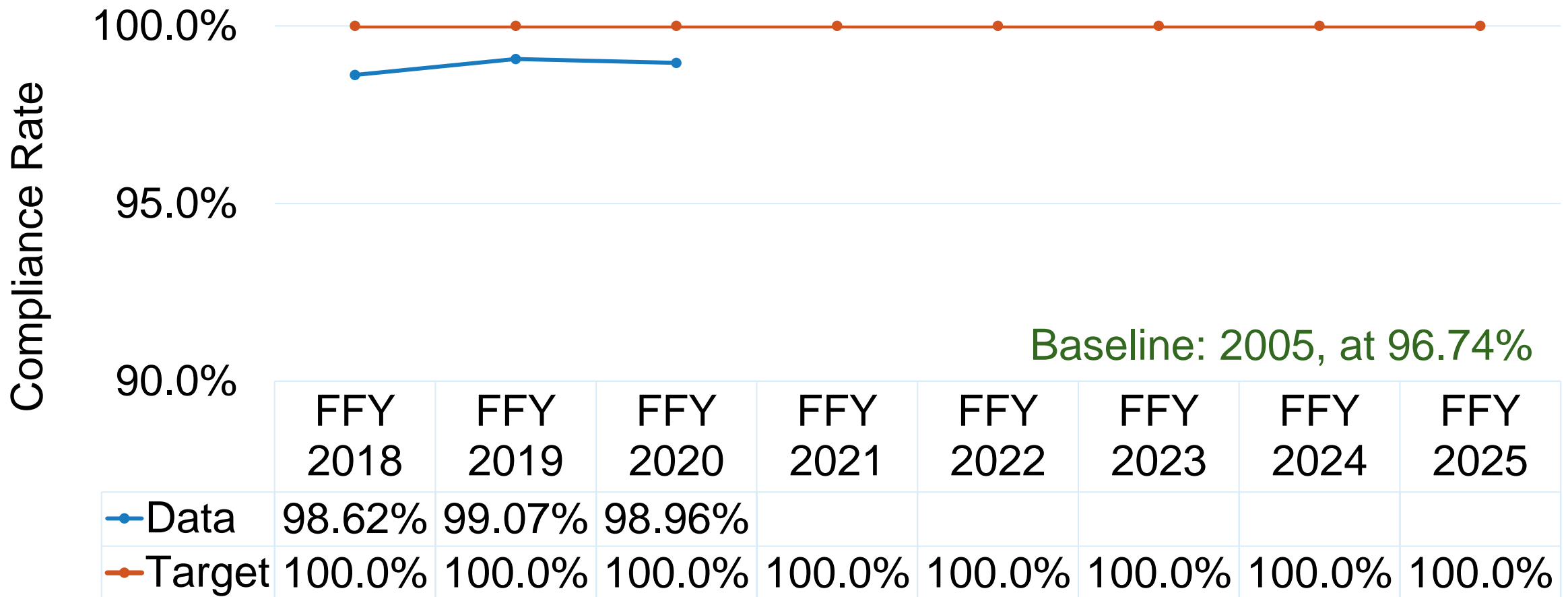
2020-2025 State Performance Plan

Indicator 1: First Intervention Visit Timeline

SoonerStart is required to report on the number of children who received timely services following the development of their Individualized Family Service Plan (IFSP).

Timely is defined as the completion of the first intervention visit within 15 working days following parental consent on the IFSP.

Indicator 1: First Intervention Visit Timeline



TARGET = 100%

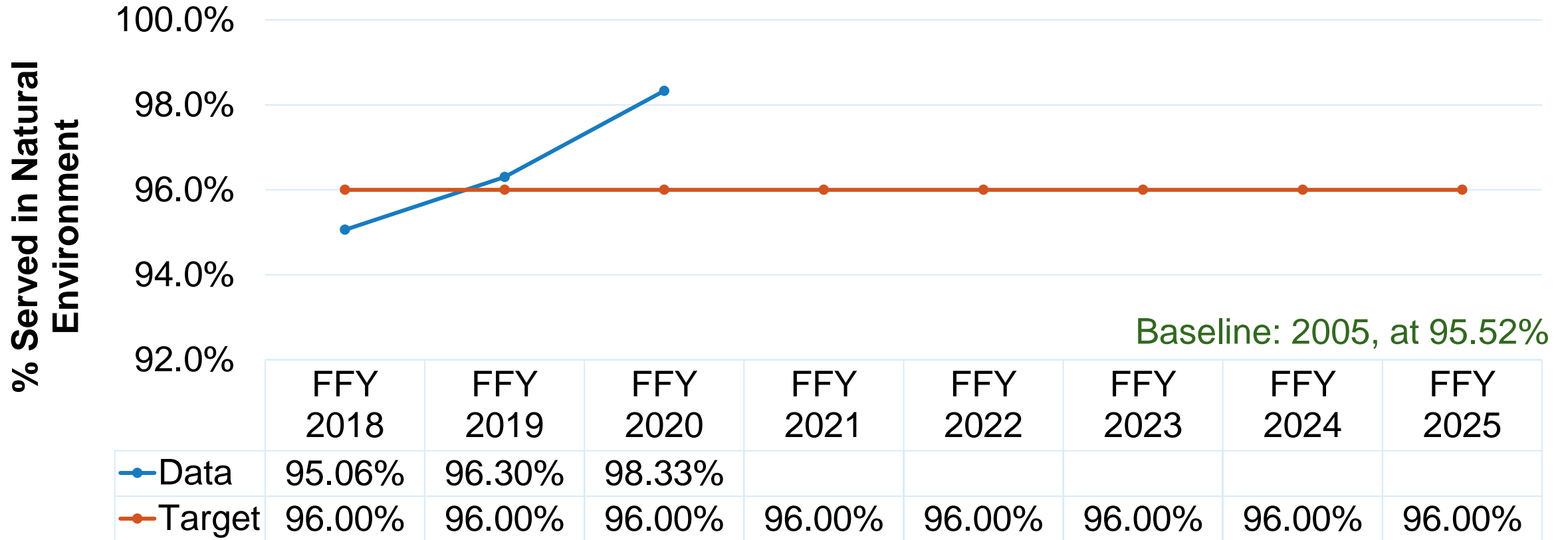
Target set by Office of Special Education Programs (OSEP)

Indicator 2: Natural Environment

IDEA, Part C requires children to receive the majority of their early intervention services in a natural environment. Natural environments are defined as the child's home or other community settings in which children without disabilities participate.

Over the past six years, **96.47%** of all SoonerStart services were provided in the natural environment.

Indicator 2 - Natural Environment Proposed Targets



**43% of stakeholders responding selected to maintain the target for the next six years at 96.00%.
The final target of 96.00% is above the baseline.**

Indicator 3: Early Childhood Outcomes (ECOs)

SoonerStart is required to report the percentage of children demonstrating individual growth and the percentage of children exiting the program at peer-level development in three outcome areas:

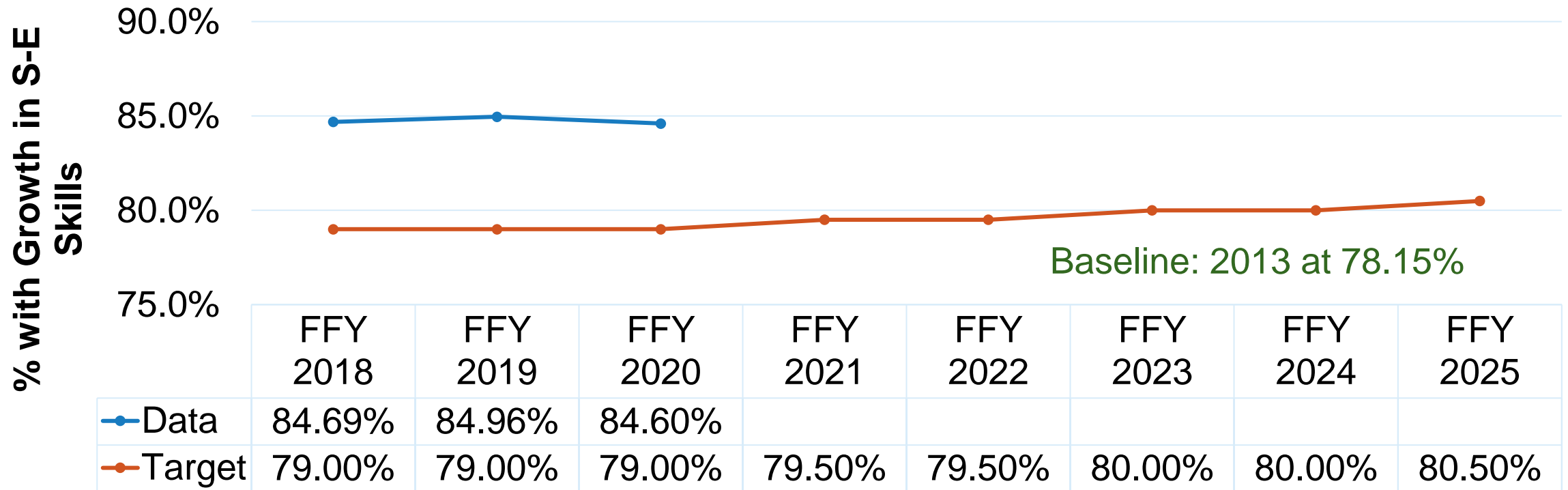
- A. Social-emotional skills
- B. Knowledge and skills (including literacy)
- C. Behaviors to meet needs

Indicator 3A: ECOs -Social Emotional Skills

Over the past six years, **82.65%** of children receiving SoonerStart services for at least six months demonstrated individual **growth** in social emotional skills and **53.47%** of children were functioning within **peer level** in social emotional skills by the time they exited the program.

Indicator 3A: ECOs - Growth in S/E Skills

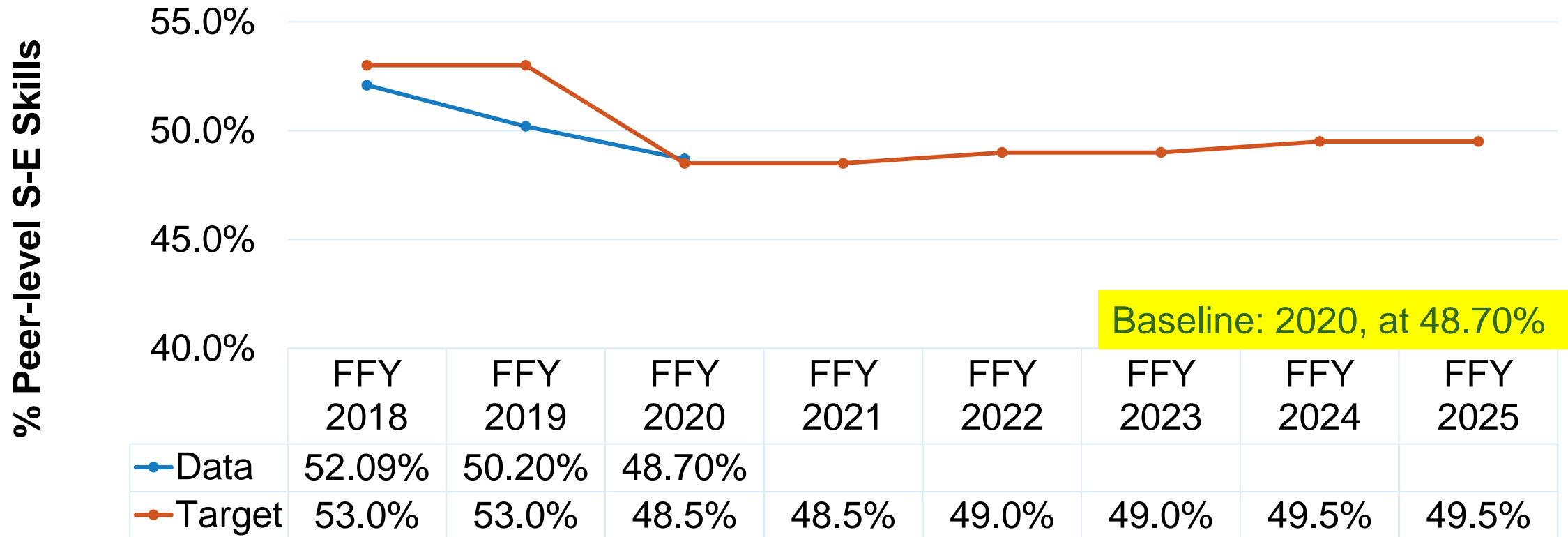
Proposed Targets



66% of stakeholders responding selected target intervals for the next six years using the historic trend line with no revision of the 2013 baseline. The FY2025 final target is above baseline at **80.50%.**

Indicator 3A: ECOs – Peer Level in S/E Skills

Proposed Targets



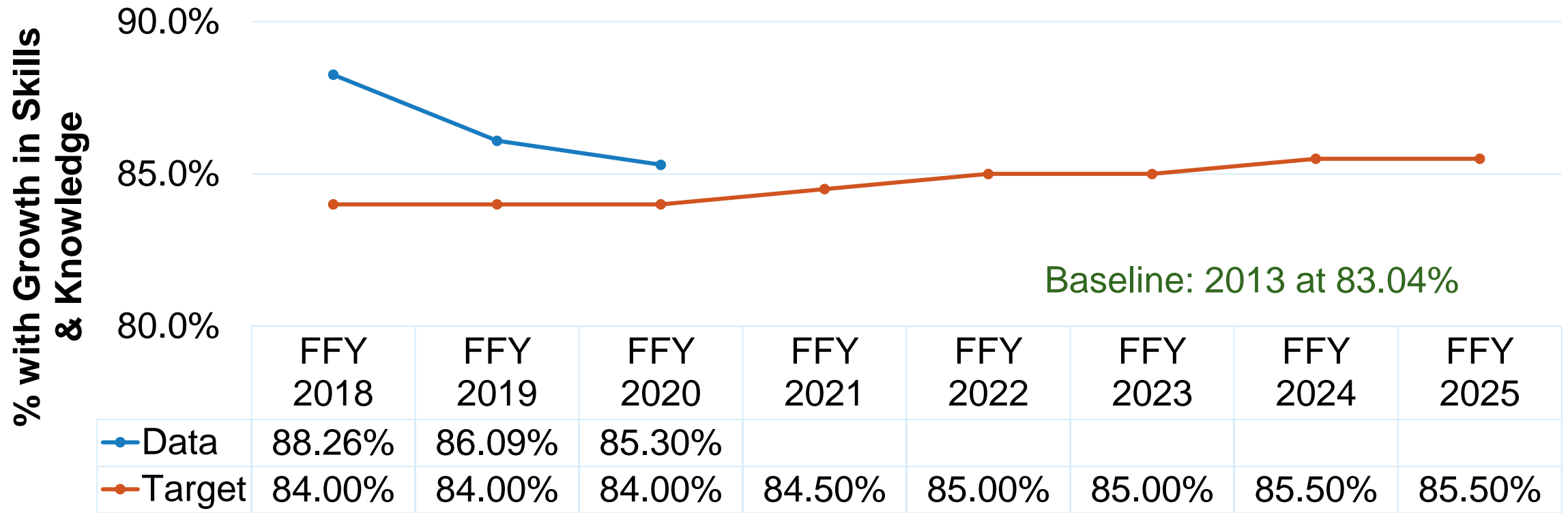
50% of stakeholders responding selected target intervals for the next six years using the historic trend line based on a revised baseline of **48.70%** (FFY 2020 results). The FY2025 final target is above baseline at **49.50%**.

Indicator 3B: ECOs – Skills and Knowledge

Over the past six years, **85.41%** of children receiving SoonerStart services for at least six months demonstrated individual **growth** in skills and knowledge (including early literacy and communication) and **45.97%** of children were functioning within **peer level** in skills and knowledge by the time they exited the program.

Indicator 3B: ECOs - Growth in Skills/Knowledge

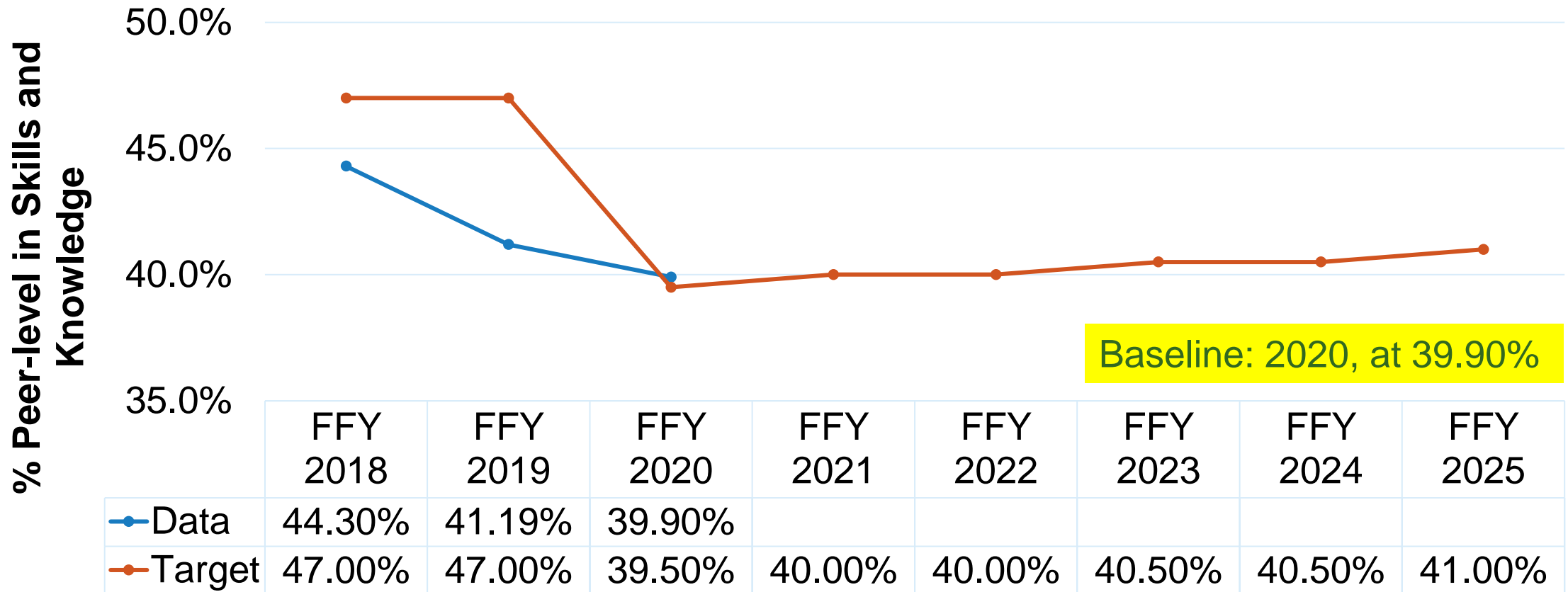
Proposed Targets



66% of stakeholders responding selected target intervals for the next six years using the historic trend line with no revision of the 2013 baseline. The FY2025 final target is above baseline at **85.50%.**

Indicator 3B: ECOs – Peer Level in Skills/Knowledge

Proposed Targets



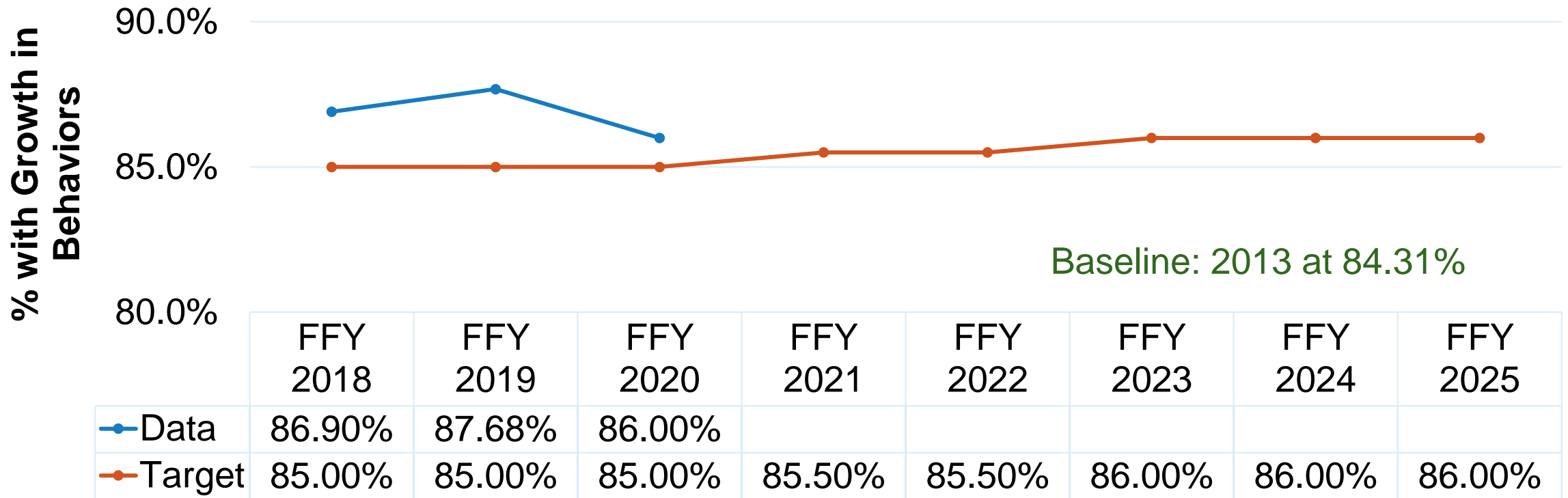
50% of stakeholders responding selected target intervals for the next six years using the historic trend line based on a revised baseline of **39.90%** (FFY 2020 results). The FY2025 final target is above baseline at **41.00%**.

Indicator 3C: ECOs – Behaviors to Meet Needs

Over the past six years, **86.42%** of children receiving SoonerStart services for at least six months demonstrated individual **growth** in behaviors to meet their needs and **49%** of children were functioning within **peer level** in behaviors to meet their needs by the time they exited the program.

Indicator 3C: ECOs – Growth in Behaviors

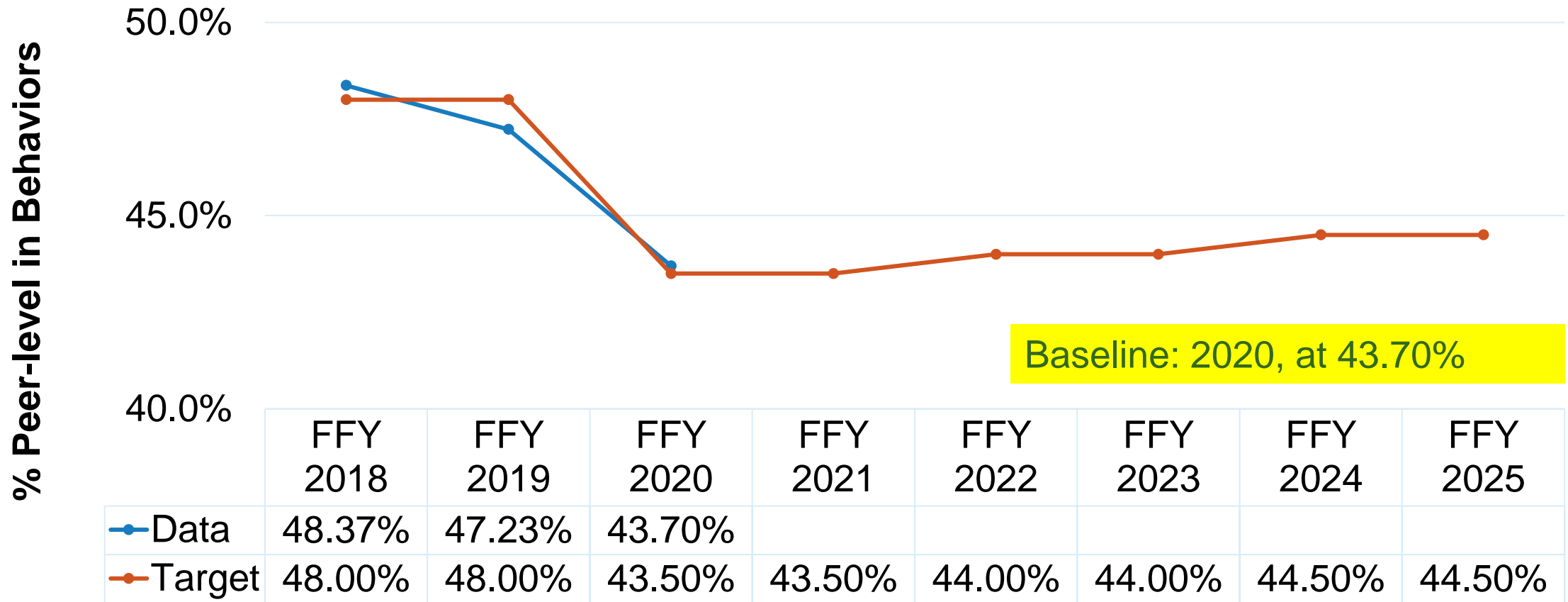
Proposed Targets



66% of stakeholders responding selected target intervals for the next six years using the historic trend line with no revision of the 2013 baseline. The FY2025 final target is above baseline at **86.00%.**

Indicator 3C: ECOs – Peer Level in Behaviors

Proposed Targets



50% of stakeholders responding selected target intervals for the next six years using the historic trend line based on a revised baseline of **43.70%** (FFY 2020 results). The FY2025 final target is above baseline at **44.5%**.

Indicator 4: Family Outcomes

SoonerStart is required to report the percent of families participating in SoonerStart who state that early intervention services have helped their family:

- A. Know their rights;
- B. Effectively communicate their children's needs; and
- C. Help their children develop and learn.

Over the past six years, **97%** of families reported that SoonerStart helped their family achieve these outcomes.

Indicator 4: Family Outcomes Measurement Changes

SoonerStart has revised the scoring calculation on the Family Survey to indicate a response of “highly disagree” receives a score of “0”.

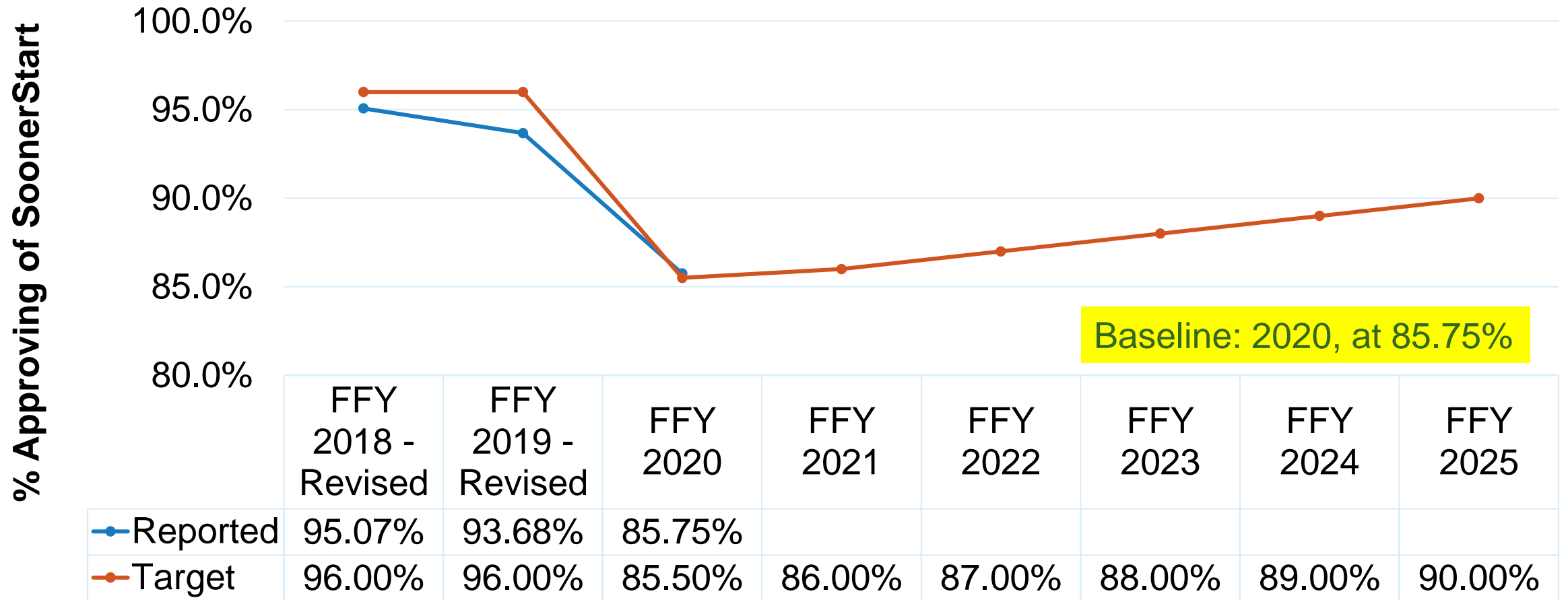
67% of Stakeholders responding recommended that the percentage or cut-off score that defines a “positive” response or approval be increased from 50% to a percentage closer to 60%.

Indicator 4: Family Outcomes Target Revisions

Using stakeholder recommendations, SoonerStart has reset baselines for each Family Outcome statement based on the FFY 2020 survey results calculated with an approval rating of 66% or better. Targets were determined using the new baseline for all three statements. The number of survey questions is not equal for each statement and revising the calculation has resulted in a decrease in the percentages of families with positive responses. SoonerStart feels this correction more accurately reflects the Family Outcomes results.

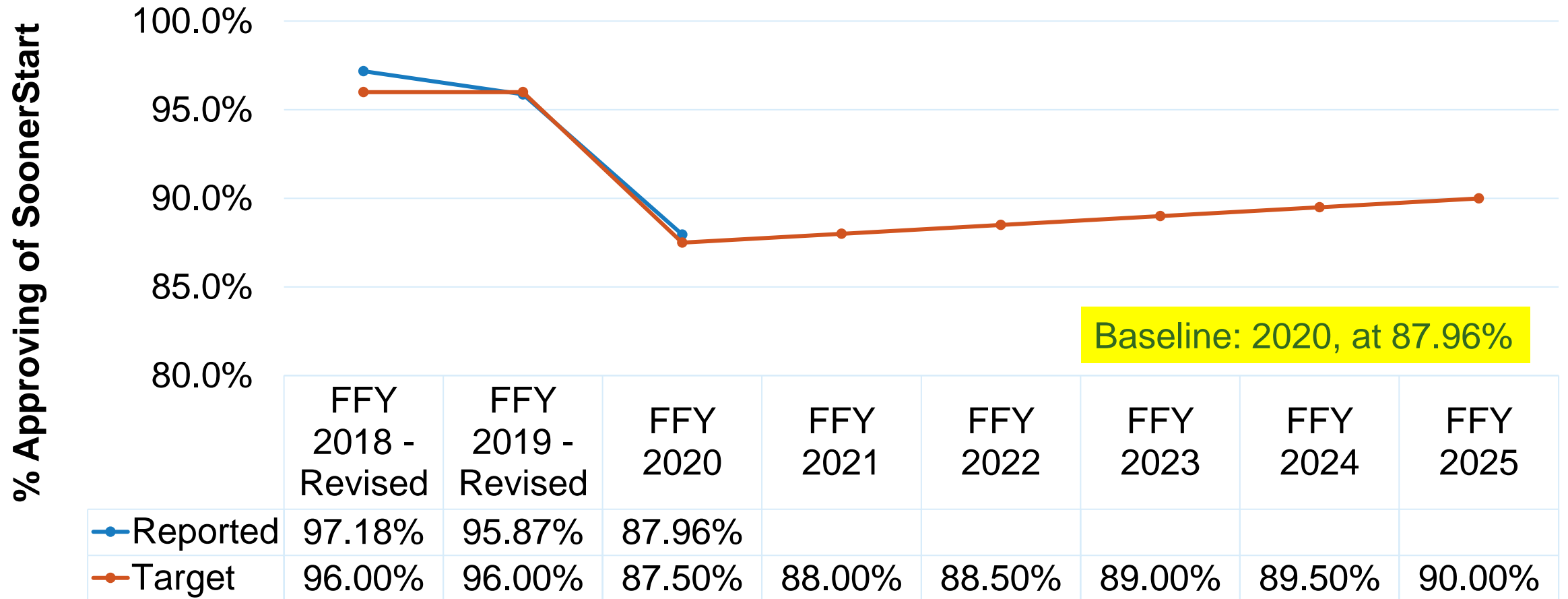
Indicator 4A: Families Know Their Rights

Proposed Targets



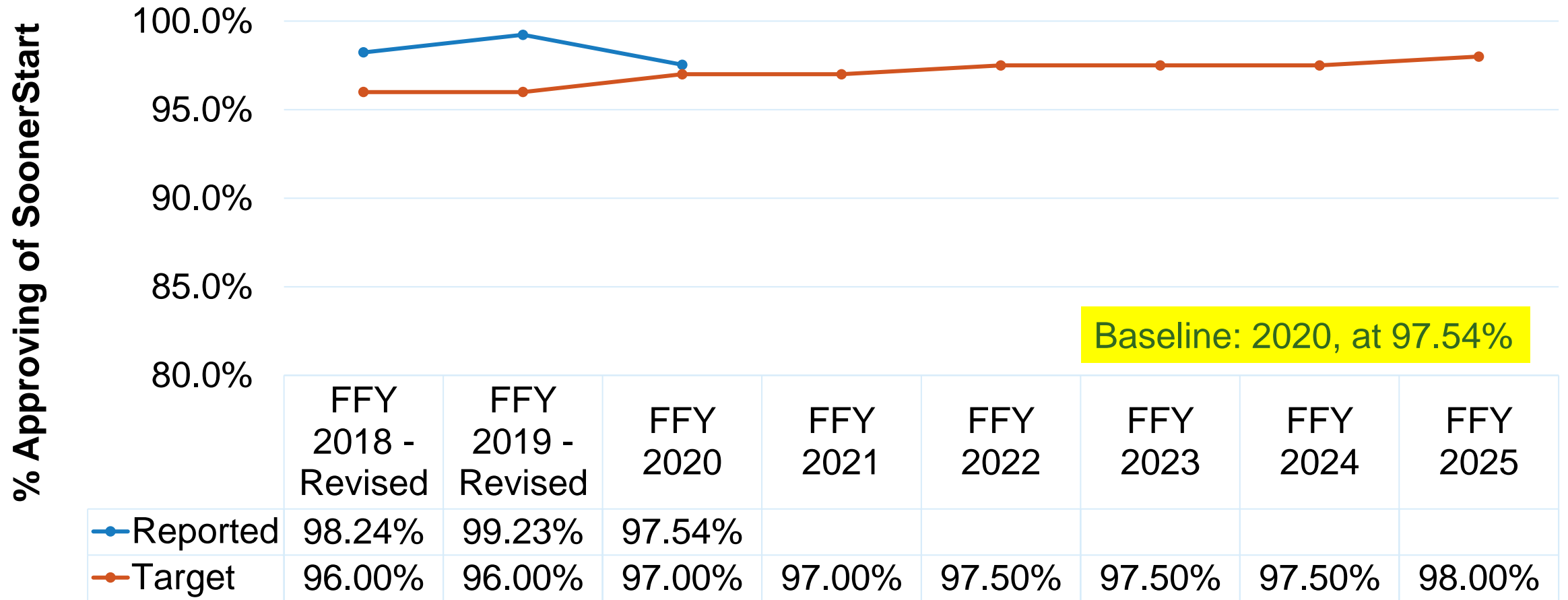
Indicator 4B: Communicate Child's Needs

Proposed Target



Indicator 4C: Help Families Help their Child

Proposed Target



Indicators 5 and 6: Child Find

SoonerStart is required to report the percentage of children in Oklahoma who receive early intervention services on an IFSP.

The percentages are reported in two categories:

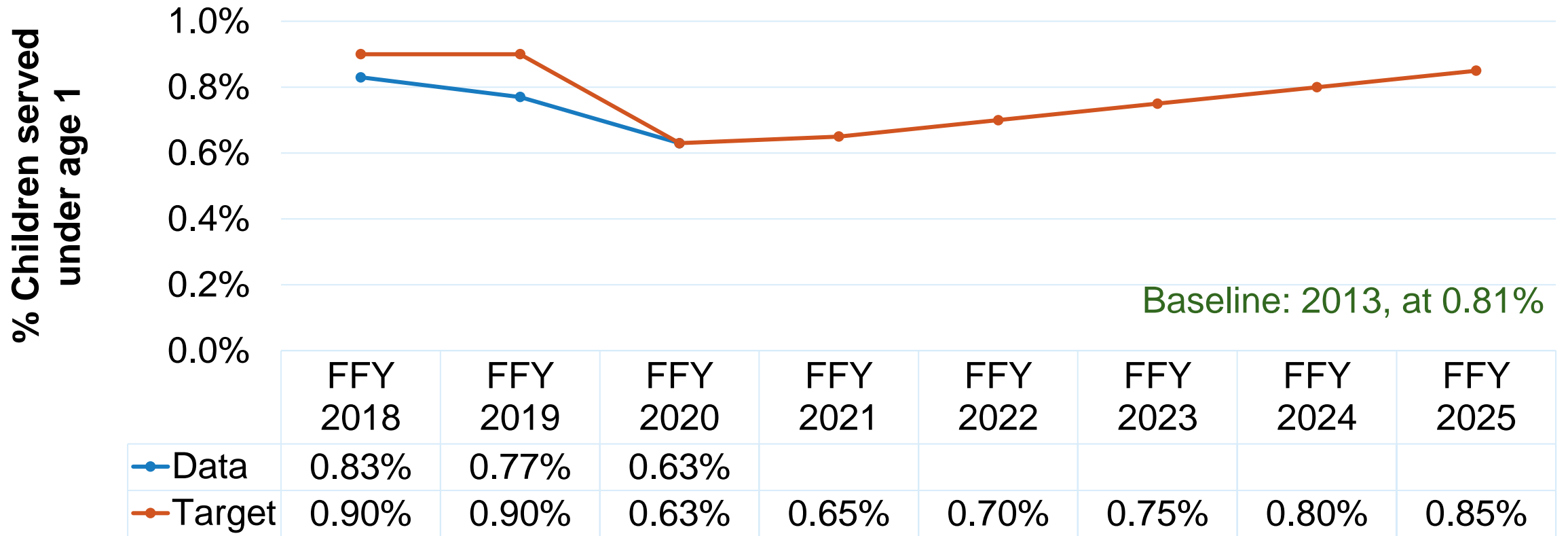
A. Birth to One

B. Birth to Three

Indicators 5 and 6: Child Find Percentages

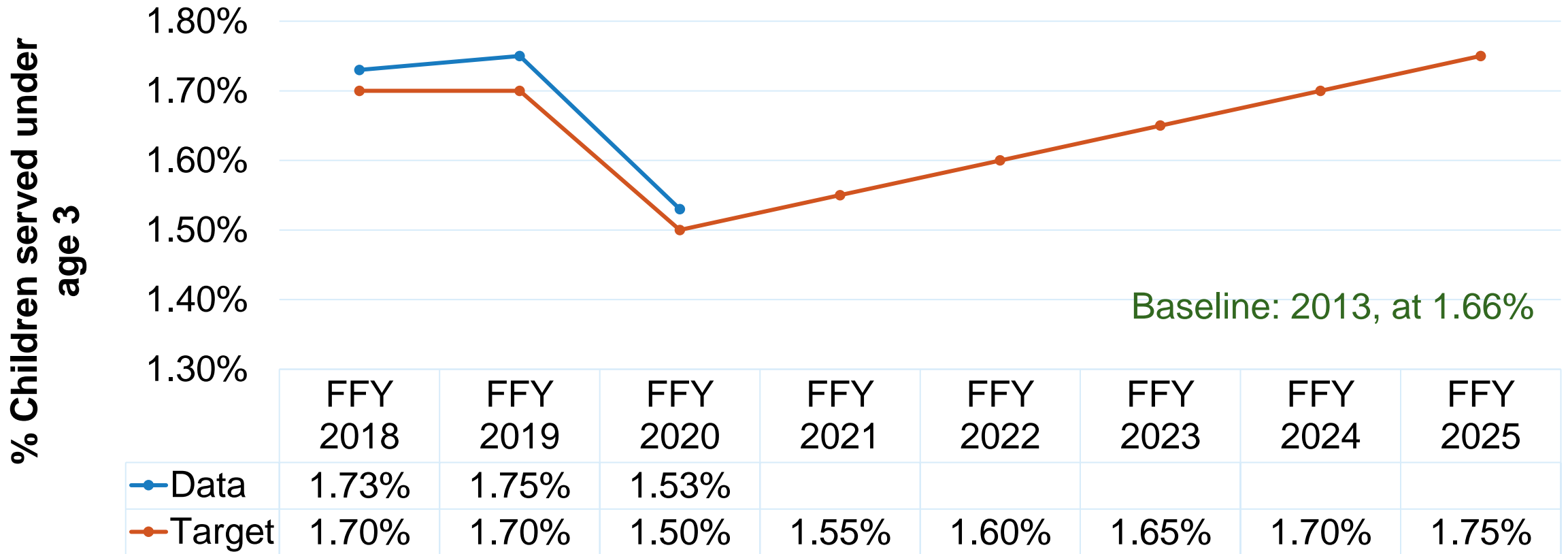
Over the past six years, SoonerStart has provided services to approximately **.76%** of children ages 0-1 and **1.69%** of children ages 0-3 annually. This percentage is based on a one-day child count and does not reflect the cumulative percentage of children served each year.

Indicator 5: Child Find – Birth to One Proposed Targets



87% of stakeholders responding selected a final target above the 2013 baseline of .81% with incremental increases in target intervals for the next six years.

Indicator 6: Child Find – Birth to Three Proposed Targets

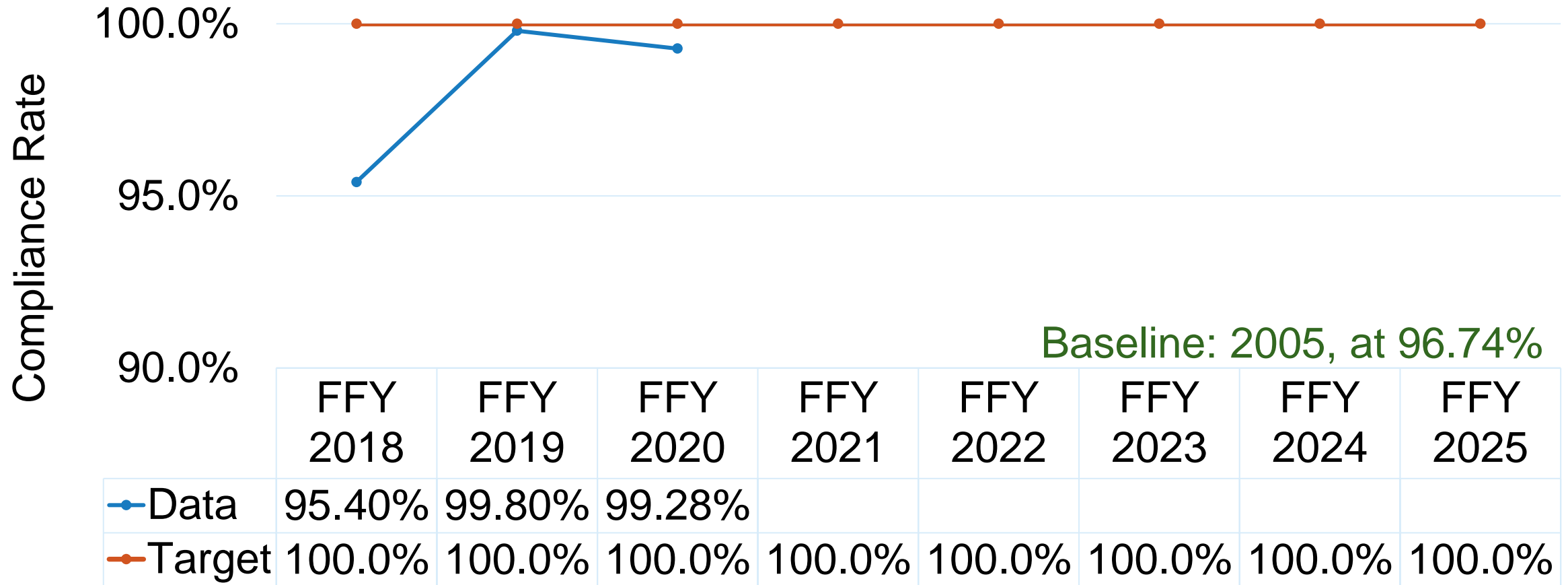


68% of stakeholders responding selected a final target above the FFY 2013 baseline of 1.66% with incremental increases in target intervals for the next six years.

Indicator 7: 45-Day IFSP Timeline

SoonerStart is required to report the number of children who had an Individualized Family Service Plan (IFSP) developed within 45 days of their referral to the program.

Indicator 7: 45-Day IFSP Timeline



TARGET = 100%

Target set by Office of Special Education Programs (OSEP)

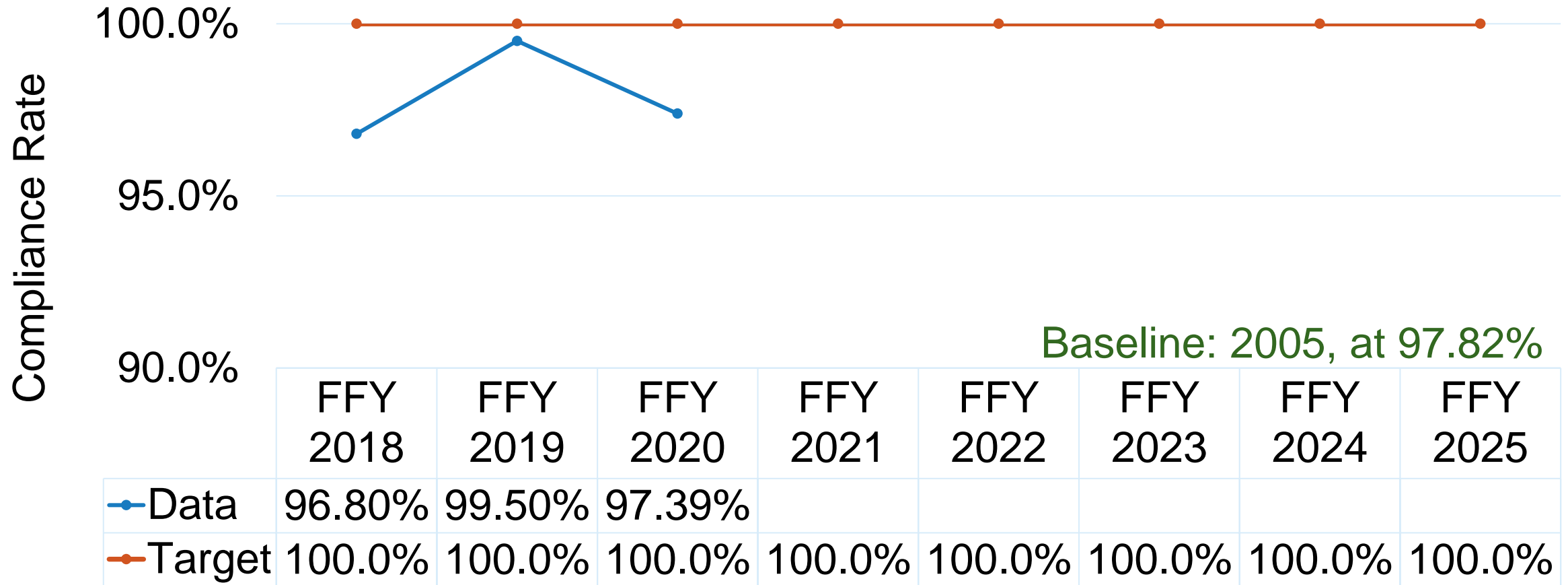
Indicator 8: Transition Timelines

SoonerStart is required to report the number of children who had a:

- A. Timely Transition Plan on their IFSP
- B. Timely notification of potential eligibility to their local school
- C. Timely Transition Planning Conference (TPC) with their local school

Timely is defined as at least 90 days before their third birthday.

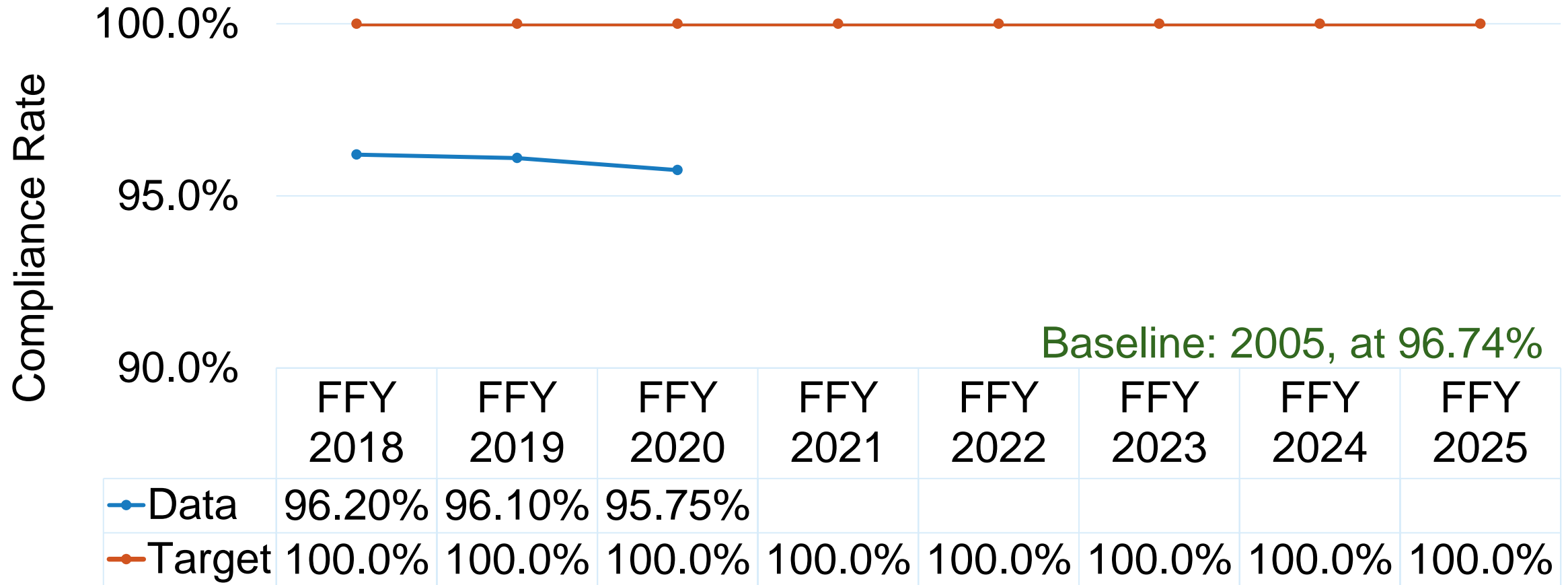
Indicator 8A: Transition Initiation Timeline



TARGET = 100%

Target set by Office of Special Education Programs (OSEP)

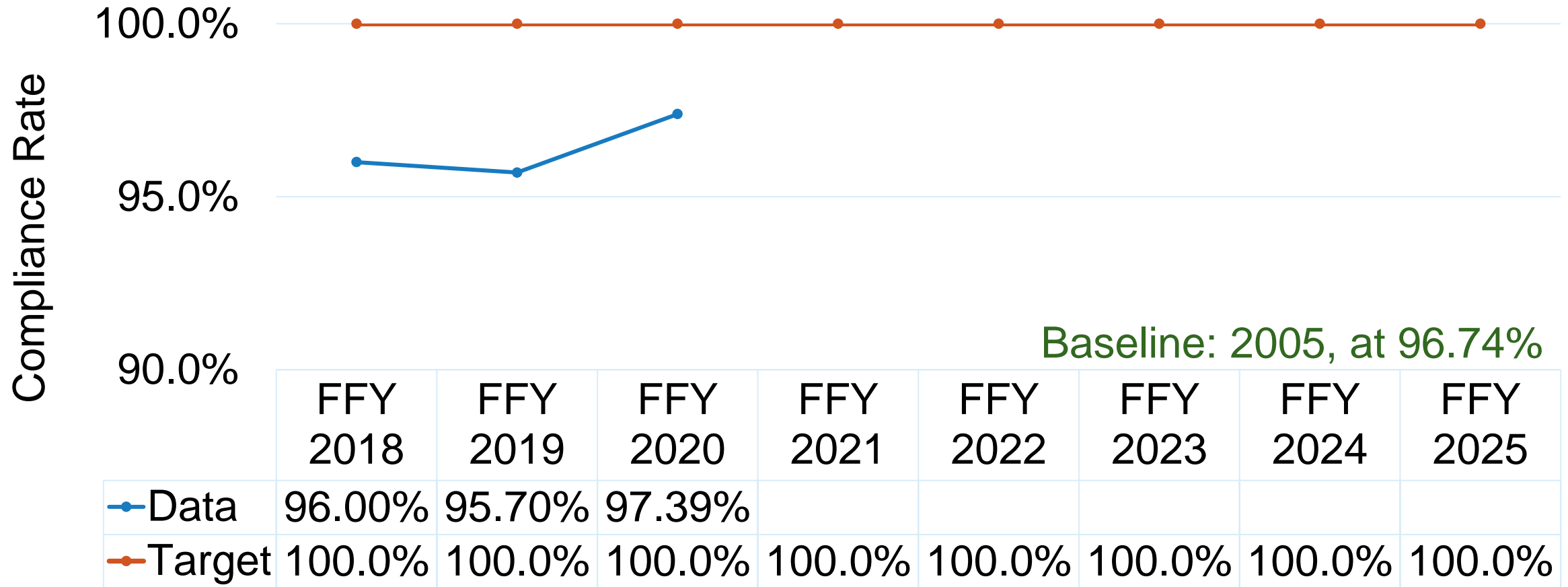
Indicator 8B: Notification to the LEA Timeline



TARGET = 100%

Target set by Office of Special Education Programs (OSEP)

Indicator 8C: TPC Timeline



TARGET = 100%

Target set by Office of Special Education Programs (OSEP)

Indicators 9 & 10: Dispute Resolution and Mediation

SoonerStart is required to report the percentage of hearing requests that went to resolution sessions that were resolved through resolution session settlement agreements (Indicator #9) and the percentage of mediations held that resulted in mediation agreements(Indicator #10).

SoonerStart has not held any resolution settlement sessions or mediations in more than six years, including this past year. States are not required to establish baseline or targets if the number of resolution sessions is less than 10.

Indicator 11: State Systemic Improvement Plan (SSIP)

The Office of Special Education Programs (OSEP) requires each state to develop a six-year State Systemic Improvement Plan (SSIP).

This is a comprehensive, ambitious, achievable multi-year plan designed to improve outcomes for children with disabilities and their families through system and practice change.

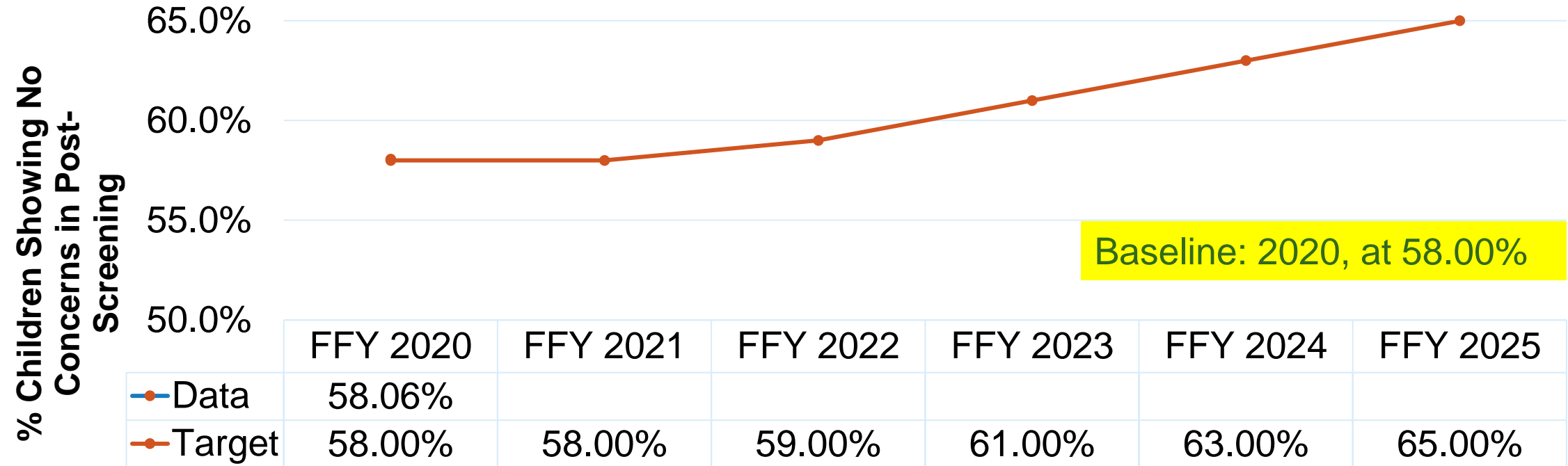
SoonerStart's SSIP

- SoonerStart will focus on providing support to improve social emotional outcomes in infants and toddlers using tiered levels of intervention strategies.
 - Build supporting infrastructure
 - Establish and implement evidence-based practices with fidelity
 - Monitor and evaluate child progress and improvement

SoonerStart State-identified Measurable Result (SiMR)

Baseline data indicates that **57.02%** of SoonerStart children screened showed no concerns in social emotional development. SoonerStart's goal is to increase the percentage of infants and toddlers who demonstrate positive social emotional skills after receiving six months of early intervention services.

Indicator 11: State Systemic Improvement Plan Proposed Targets



74% of stakeholders responding expressed support for medium improvement over the next six years with incremental increases in yearly target intervals. Using the baseline data results of 58.06%, SoonerStart proposes a FFY 2020 target of 58.00% and a final target of 65.00% in FY2025.

COMMENTS OR QUESTIONS?

If you have questions or would like to share comments or suggestions, please contact:

Lou Anne Mullens, Assistant Executive Director

Oklahoma State Department of Education – SoonerStart

Louanne.Mullens@sde.ok.gov

405-527-5407