



OKLAHOMA CHARTER SCHOOL REPORT 2022

OKLAHOMA STATE DEPARTMENT OF EDUCATION

Contents

| | |
|---|----|
| Introduction: The State of Charter Schools in Oklahoma | 3 |
| Number of Charter Schools Opened by Year..... | 4 |
| Oklahoma Charter Sponsors (Authorizers)..... | 5 |
| Administrative Services Fee Collection 2021-22 School Year..... | 6 |
| State Aid Allocated to Oklahoma Charter Schools | 7 |
| Federal Funds Allocated to Oklahoma Charter Schools..... | 8 |
| Oklahoma Charter School Enrollment | 9 |
| Oklahoma Charter Demographics | 11 |
| Oklahoma Virtual/Blended Charter Demographics..... | 12 |
| Student Performance Levels (Assessment Data)..... | 13 |
| Oklahoma Charter High Schools | 14 |

Introduction: The State of Charter Schools in Oklahoma

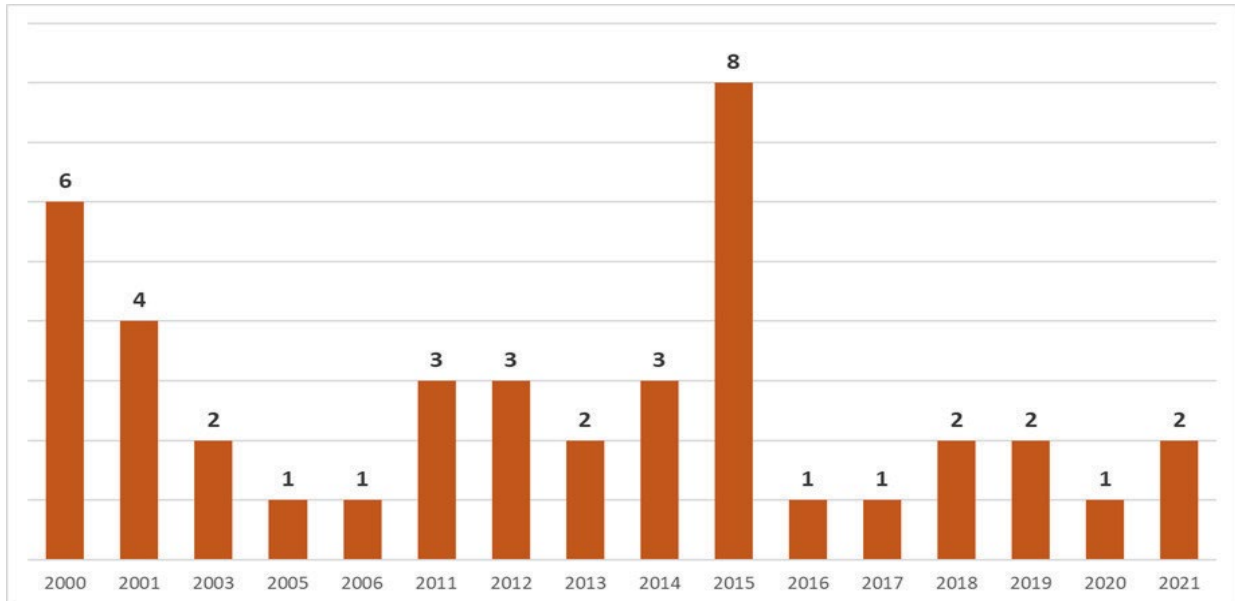
Since the passing of the Oklahoma Charter Schools Act in 1999, there have been a total of 42 charter schools founded in Oklahoma, 31 of which are still in operation.

In 2015, along with the statewide expansion of charter schools, amendments to the Oklahoma Charter Schools Act (the “Act”) also brought a new level of accountability. According to the National Alliance for Public Charter Schools, Oklahoma made the biggest jump in state charter law rankings because of the overhaul of its law, including statewide expansion, school and sponsor accountability, and replication of high-quality charters. Further, upon the overhaul of Oklahoma’s charter law, National Association of Charter School Authorizers (NACSA) stated that “Oklahoma now has one of the nation’s strongest charter laws ... with a focus on school accountability and strong standards” for sponsors.

Oklahoma law now requires that the State, as well as charter sponsors, provide annual performance reviews of charter schools. In fact, the Act is replete with requirements that work to ensure that charter schools are meeting the terms of the school’s charter, academic and/or operational goals and measurable achievement benchmarks.

Specifically, the Act grants a sponsor the affirmative power and duty to “provide oversight of the operations of the charter school ... through annual performance reviews of charter schools and reauthorization of charter schools for which it is a sponsor.”

Charter Schools Opened by Year



- 00-01 Astec, Deborah Brown, Dove Tulsa, Hupfeld at Western Village, Independence MS (consolidated with Harding Prep 2021) and Seeworth Alternative Academy (closed 2019)
- 01-02 Dove OKC, Santa Fe South, Tulsa Arts & Sciences and John Wesley Academy (closed 2007)
- 03-04 Harding Prep and Marcus Garvey Leadership (closed 2013)
- 05-06 Harding Fine Arts
- 06-07 Kipp Reach OKC
- 11-12 Cherokee Immersion, Epic Virtual and Oklahoma Virtual
- 12-13 Kipp Tulsa, Lighthouse Tulsa (closed 2016) and Alexis Rainbow Arts (closed 2015)
- 13-14 Sankofa and Harper HS (closed 2017)
- 14-15 John Rex, Connections Virtual and Insight Virtual
- 15-16 Carlton Landing, College Bound, Collegiate Hall, Tulsa Honor, Oklahoma Youth Academy (OJA), Able Virtual (closed 2017), Lighthouse OKC (closed 2017) and Langston Hughes (closed 2019)
- 16-17 Tulsa Legacy (formerly Lighthouse Tulsa)
- 17-18 Epic Blended (closed 2022)
- 18-19 Academy of Seminole and LeMonde International
- 19-20 E-School Virtual and Sovereign Community School
- 20-21 Dove Virtual (formerly Oklahoma Information & Technology Virtual)
- 21-22 Comanche Academy and Western Gateway

Source: Oklahoma State Department of Education, Office of Accreditation (2022)

Oklahoma Charter Sponsors (Authorizers)

The following entities have utilized their powers through the Oklahoma Charter Schools Act (OCSA) to sponsor, or authorize, charter schools (See 70 O.S. § 3-132):

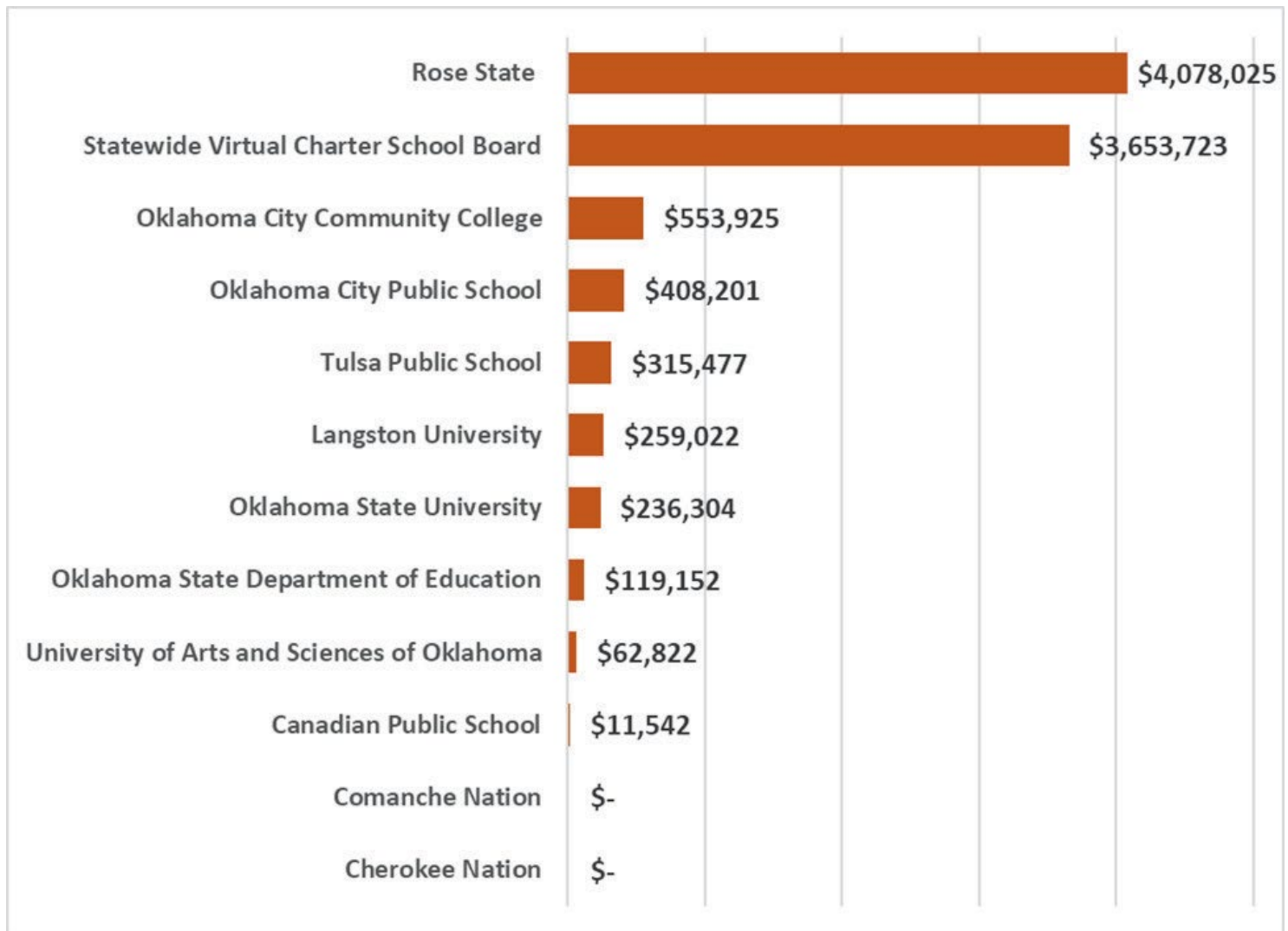
| SCHOOL AUTHORIZER | CHARTER SCHOOL | GOVERNING BOARD |
|--|------------------------------|--|
| <i>Brick & Mortar Schools</i> | | |
| Canadian Public Schools | Carlton Landing | Carlton Landing Academy, Inc. |
| Cherokee Nation | Cherokee Immersion | Tsunadeloquasdi Cherokee Immersion Board |
| Comanche Nation | Comanche Academy | Comanche Academy School Board |
| Langston University | Deborah Brown | Deborah Brown Community School, Inc. |
| | Dove Tulsa | Dove Schools, Inc. |
| | Sankofa | Sankofa Middle School of Creative & Performing Arts, Inc. |
| Oklahoma City Community College | Santa Fe South | Santa Fe South Schools, Inc. |
| Oklahoma City Public Schools | Harding Independence | Families for Excellence in Education, Inc. |
| | Hupfeld | Western Village Academy, Inc. |
| | John Rex | John Rex Charter Elementary School, Inc. |
| | KIPP OKC | KIPP Reach Academy Charter School, Inc. |
| | Western Gateway | Western Gateway Elementary School, Inc. |
| Oklahoma State Board of Education | Academy of Seminole | Academy of Seminole, Inc. |
| | LeMonde International | LeMonde International School Public Charter of Norman OK, Inc. |
| | Oklahoma Youth Academy (OJA) | Oklahoma Juvenile Affairs Board |
| | Sovereign Community | Sovereign Community School Foundation |
| Oklahoma State University | Astec | Astec, Inc. |
| Rose State College | Dove OKC | Dove Schools, Inc. |
| The University of Science & Arts of Oklahoma | Harding Fine Arts | Harding Fine Arts Academy, Inc. |
| Tulsa Public Schools | College Bound | College Bound Academy, Inc. |
| | Collegiate Hall | Collegiate Hall, Inc. |
| | KIPP Tulsa | KIPP Tulsa College Preparatory, Inc. |
| | Tulsa Arts & Sciences | Tulsa School of Arts & Sciences, Inc. |
| | Tulsa Honor | Tulsa Honor Academy, Inc. |
| | Tulsa Legacy | Tulsa Legacy Charter School, Inc. |

Oklahoma Charter Sponsors (Authorizers)

| SCHOOL AUTHORIZER | CHARTER SCHOOL | GOVERNING BOARD |
|---|------------------|--|
| <i>Virtual Schools</i> | | |
| Oklahoma Statewide Virtual Charter School Board | Connections | Board of Directors of Oklahoma Connections Academy |
| | EPIC Virtual | Community Strategies, Inc. |
| | E-School Virtual | Virtual Education Services Association |
| | Insight | Insight School of Oklahoma, LLC |
| | Dove Virtual | Dove Schools, Inc. |
| | Oklahoma Virtual | Oklahoma Skynet, Inc. |

Administrative Services Fee Collection 2021-22 School Year

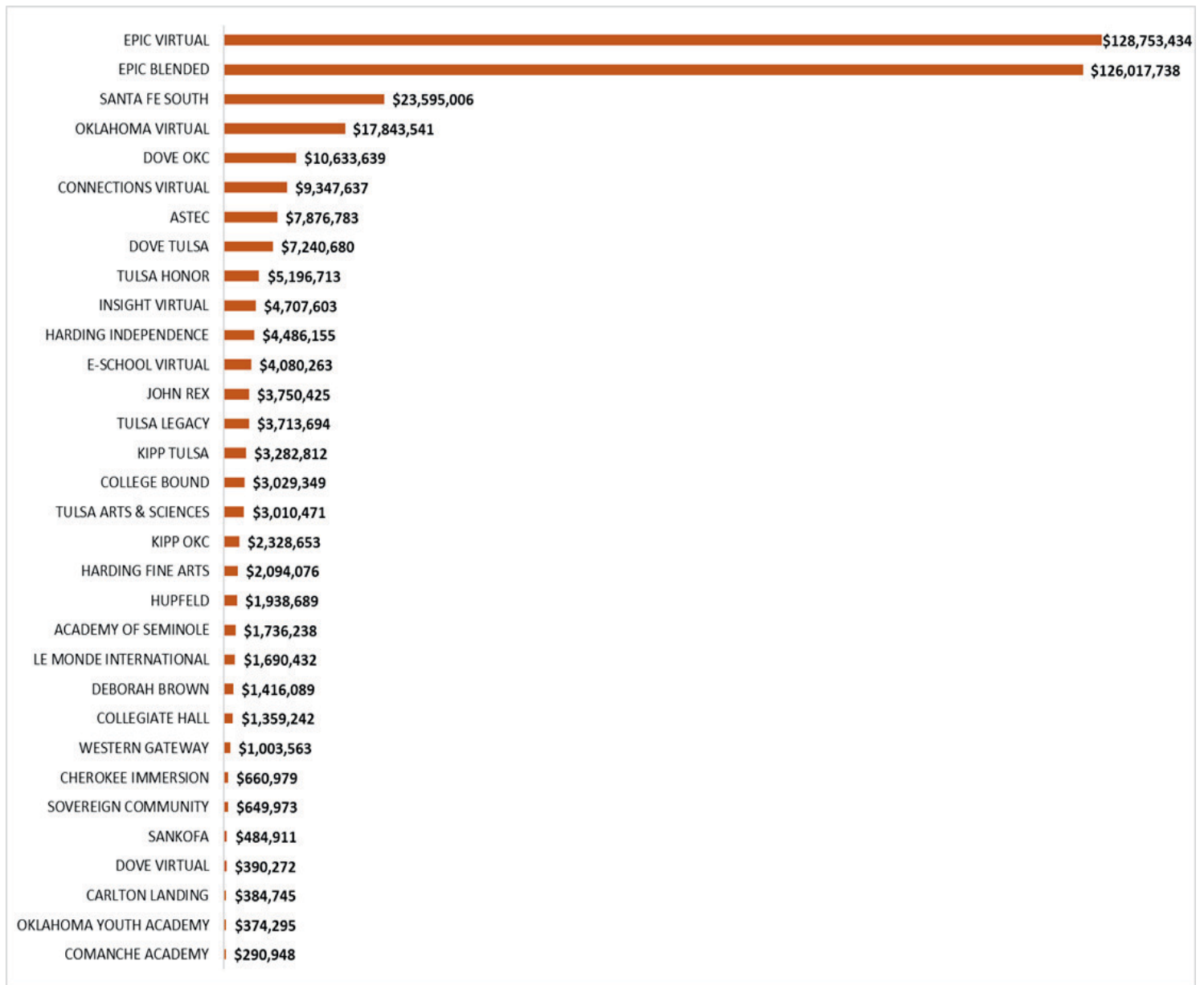
The Act allows sponsors/authorizers to collect a fee for administrative services that must not exceed 3% of the charter school's State Aid allocation. The graph below shows the estimated fees collected by authorizers during the 2021-22 school year and totaled \$9,698,193.



Source: Oklahoma State Department of Education, Office of Financial Accounting (2022)

State Aid Allocated to Oklahoma Charter Schools

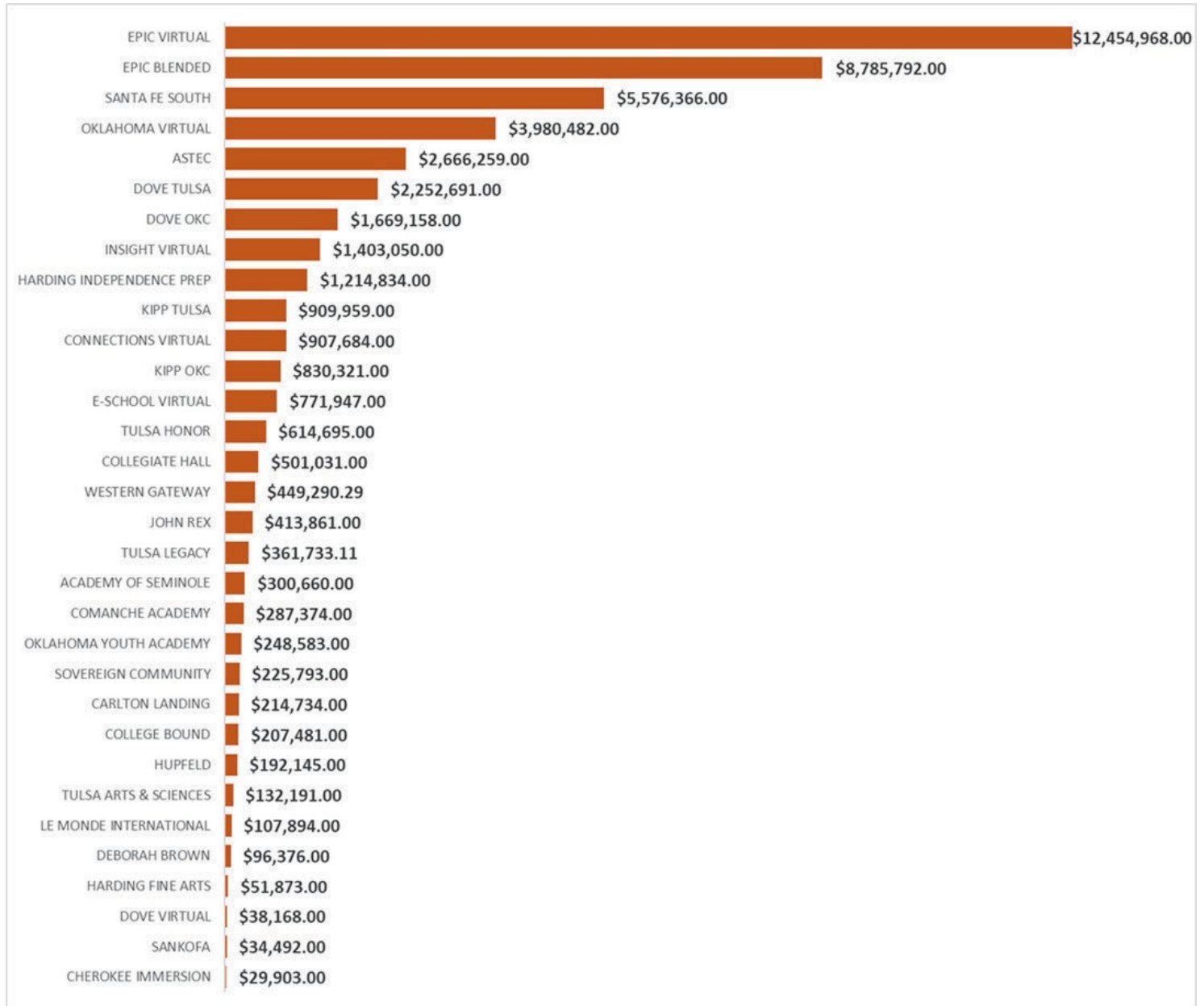
Public Charter Schools receive funding from multiple sources. This graph reflects only the funding received from the Office of State Aid. The total State Aid Allocation to charter schools in the 2021-22 school year was \$383,369,050.



Source: Oklahoma State Department of Education, Office of State Aid (2022)

Federal Funds Allocated to Oklahoma Charter Schools

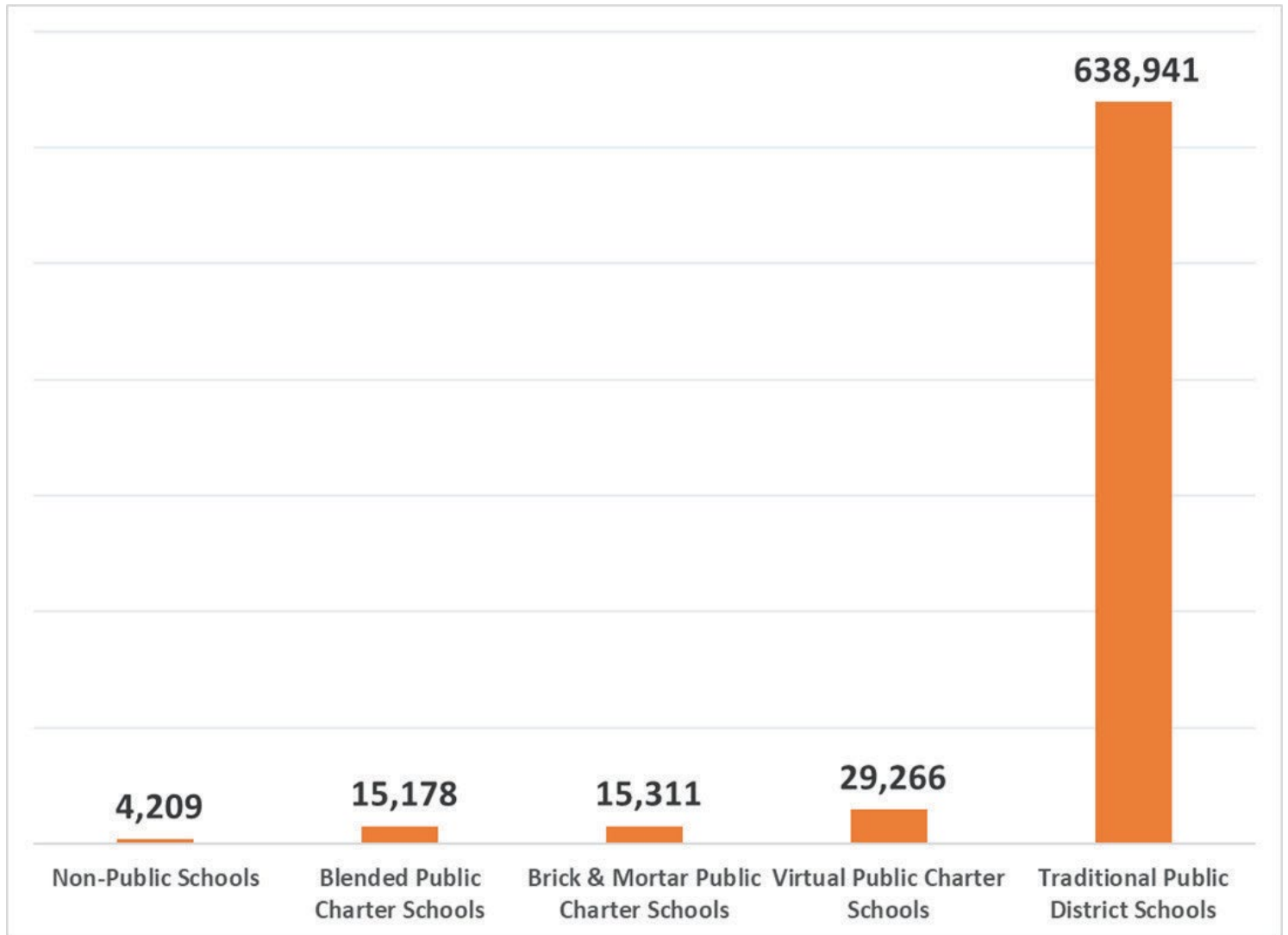
Another large source of funding for Public Charter Schools comes from the Office of Title Services. This figure includes only funds within Titles I-II-III. (Total excludes Special Education, Child Nutrition Program funding & any Covid19 related federal funds). The total Federal Funds allocation to charter schools in the 2021-22 school year was \$47,931,788.



Source: Oklahoma State Department of Education, Office of Financial Accounting (2022)

Oklahoma Charter School Enrollment

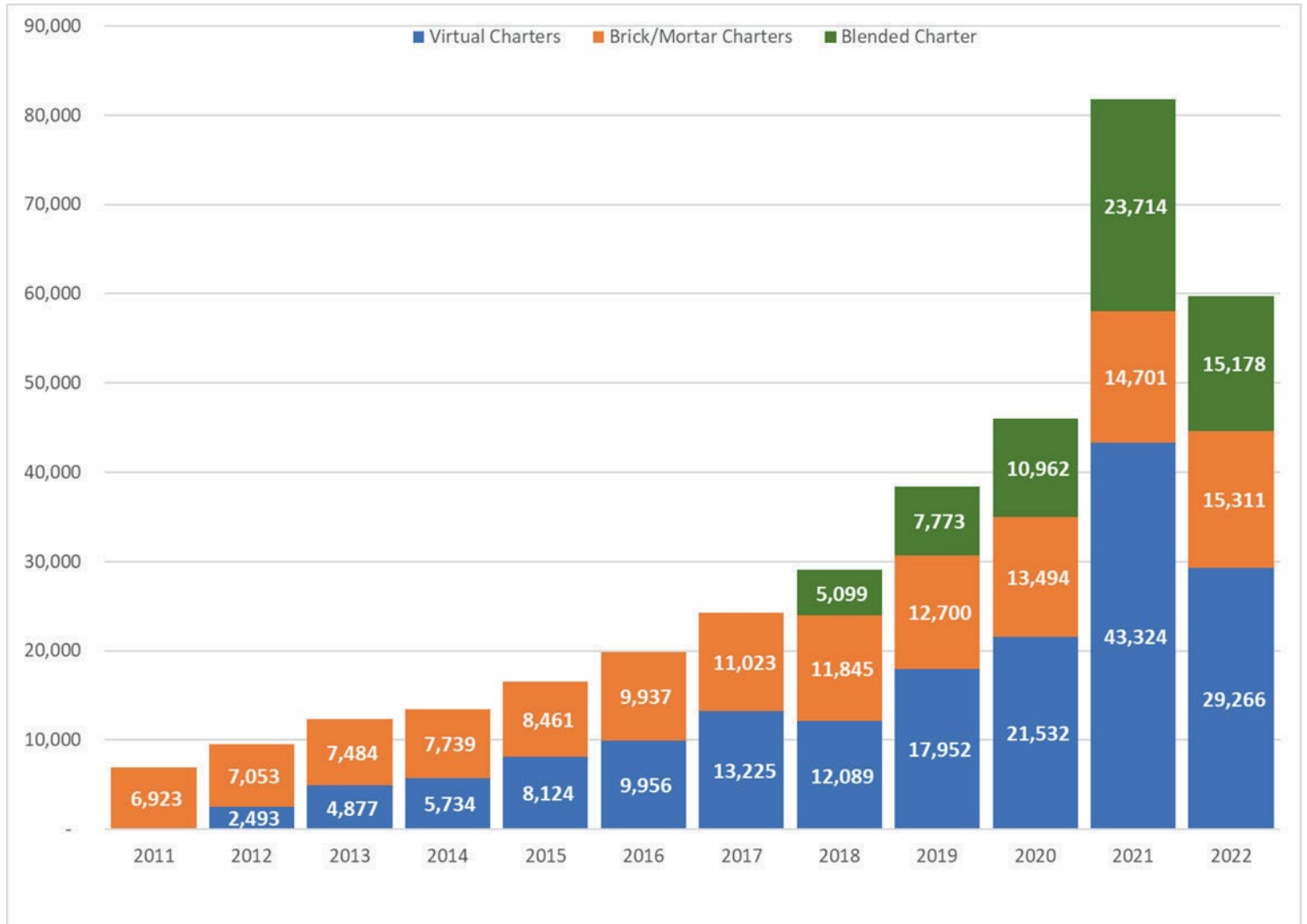
During the 2021-22 school year, there were a total of 702,905 students enrolled in OSDE accredited Oklahoma schools. The breakdown is shown below:



Source: Oklahoma State Department of Education, Office of Accountability (2022)

Oklahoma Charter School Enrollment

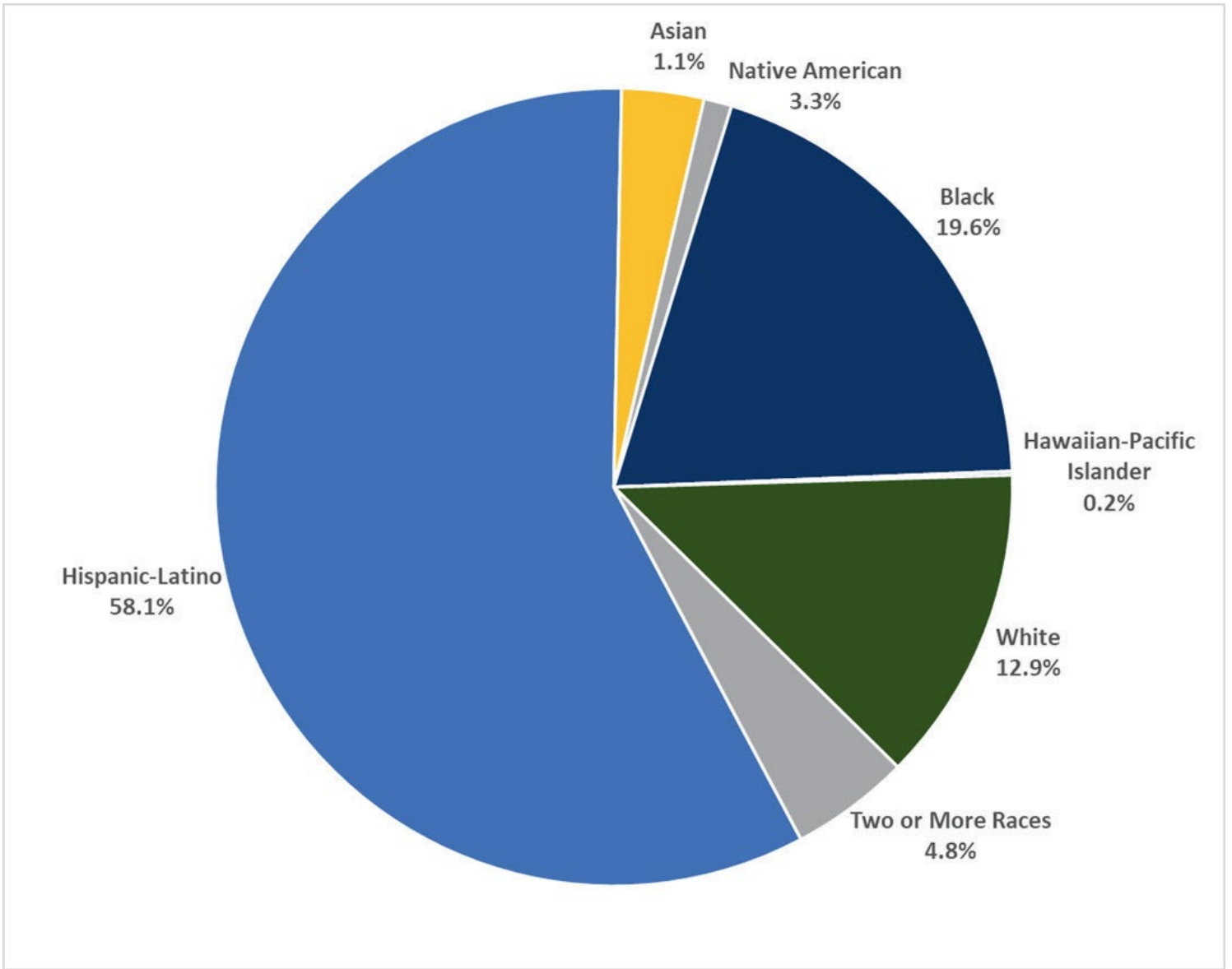
During the 2021-22 school year, 31 charter schools served 59,755 students, or about 8.5% of the overall student population in Oklahoma public schools. The number of students served by charter schools has increased dramatically over the last few years as a result of the expansion of virtual charter schools, beginning in 2012.



Source: Oklahoma State Department of Education, Office of Accountability (2022)

Oklahoma Brick-and-Mortar Charter Demographics

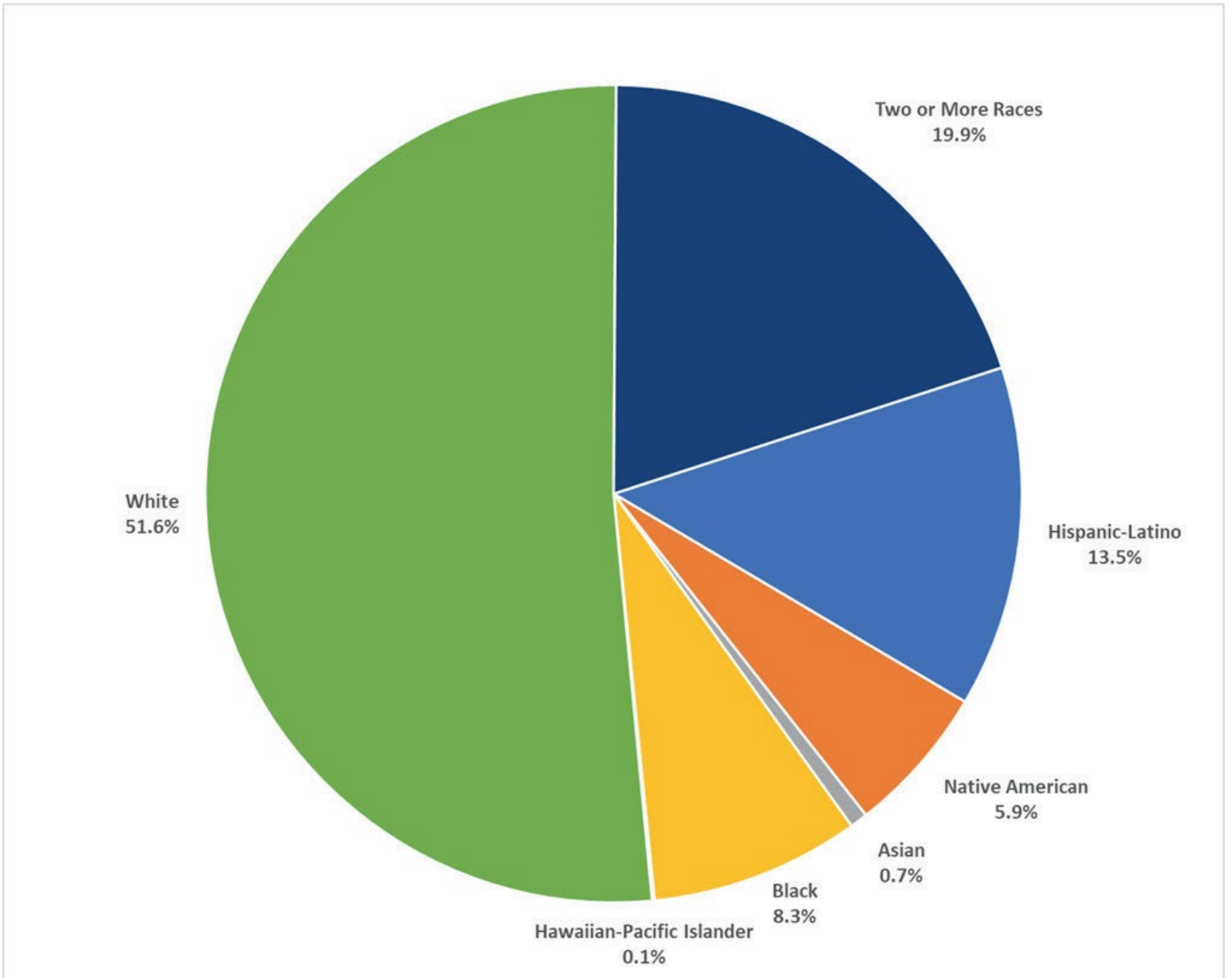
Brick-and-mortar and virtual charters have vastly different demographic ratios. These demographics show a large populace of what might be considered a minority population.



Source: Oklahoma State Department of Education, Reporting Index (2022)

Oklahoma Virtual/Blended Charter Demographics

Virtual/Blended charter schools, in contrast to the brick-and-mortar charters, are comprised of a majority of students identifying as white.



Source: Oklahoma State Department of Education, Reporting Index (2022)

Student Performance Levels

Spring 21-22 assessment data provides a snapshot of student readiness for next grade level, crucial follow-up courses needed, and whether students are on-track to be career/college ready.

| | | Student Enrollment | Participation Rates | % Advanced | % Proficient | % Basic | % Below Basic |
|-----------------------------------|---|--------------------|---------------------|------------|--------------|---------|---------------|
| | Average State School Data (Excluding Charter Schools) | 698,696 | 98% | 7% | 21% | 33% | 39% |
| BRICK & MORTAR SCHOOLS | Deborah Brown | 204 | 100% | 8% | 42% | 39% | 11% |
| | Harding Fine Arts | 377 | 99% | 15% | 38% | 34% | 14% |
| | Le Monde International | 306 | 100% | 6% | 25% | 46% | 24% |
| | John Rex | 703 | 100% | 11% | 30% | 34% | 26% |
| | Hupfeld at Western Village | 333 | 100% | 4% | 19% | 46% | 31% |
| | Dove of Oklahoma City | 1,779 | 100% | 9% | 24% | 35% | 32% |
| | Academy of Seminole | 280 | 100% | 6% | 27% | 34% | 33% |
| | Harding Independence | 829 | 99% | 7% | 22% | 33% | 38% |
| | Dove of Tulsa | 1,234 | 100% | 5% | 22% | 32% | 40% |
| | Carlton Landing | 59 | 100% | | 20% | 38% | 42% |
| | KIPP OKC | 435 | 100% | 6% | 19% | 32% | 43% |
| | Santa Fe South | 3,694 | 99% | 4% | 17% | 36% | 43% |
| | Tulsa Arts and Sciences | 523 | 96% | 4% | 18% | 32% | 46% |
| | Tulsa Honor | 871 | 99% | 4% | 17% | 31% | 49% |
| | ASTEC | 1,255 | 96% | 1% | 11% | 34% | 54% |
| | Sankofa | 90 | 100% | | 8% | 34% | 58% |
| | Cherokee Immersion | 95 | 100% | 4% | 9% | 28% | 59% |
| | College Bound | 456 | 99% | 2% | 9% | 28% | 62% |
| | Collegiate Hall | 289 | 98% | 2% | 9% | 27% | 62% |
| | KIPP Tulsa | 553 | 99% | | 6% | 30% | 63% |
| Sovereign Community | 124 | 84% | 1% | 7% | 27% | 66% | |
| Tulsa Legacy | 543 | 97% | 1% | 4% | 24% | 72% | |
| Blended/Virtual Schools | Dove Virtual | 64 | 100% | 6% | 17% | 32% | 45% |
| | Connections Virtual | 1,534 | 97% | 6% | 22% | 33% | 40% |
| | EPIC Virtual | 23,156 | 97% | 3% | 14% | 31% | 51% |
| | EPIC Blended | 15,178 | 96% | 4% | 16% | 30% | 51% |
| | E-School Virtual | 552 | 93% | 3% | 13% | 33% | 51% |
| | Oklahoma Virtual | 3,157 | 97% | 3% | 15% | 30% | 53% |
| | OK Insight Virtual | 803 | 97% | 1% | 11% | 29% | 59% |

Source: Oklahoma State Department of Education, Office of Accountability (2022)

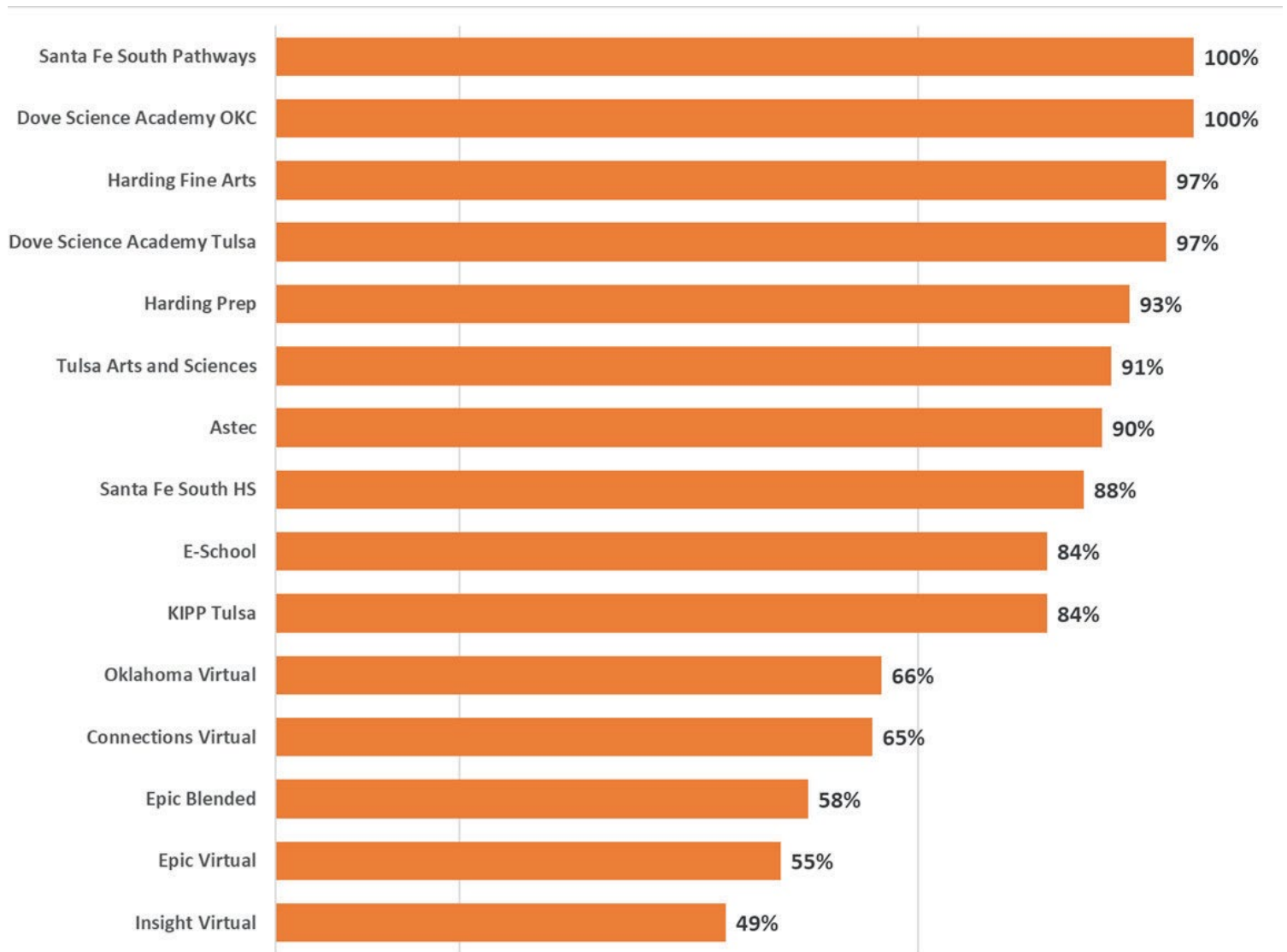
Oklahoma Charter High Schools

State SAT/ACT Average Participation Rates

| DISTRICT HIGH SCHOOLS | BRICK & MORTAR CHARTER HIGH SCHOOLS (EXCLUDING OYA) | VIRTUAL/BLENDED HIGH SCHOOLS |
|-----------------------|--|------------------------------|
| 96.29% | 96.88% | 97.25% |

Graduation Cohort Data

In 21-22, there were nine brick-and-mortar charter high schools, one blended charter high school, five virtual charter high schools, and one juvenile incarceration center. The information below presents the percentage of students who graduated in 4/5 years. There are 4 additional charter high schools that have not been in operation long enough to collect data.



Source: Oklahoma State Department of Education, Office of Accountability (2022)



OKLAHOMA
Education

2500 N. Lincoln Blvd., Oklahoma City, OK 73105
(405) 521-3301 | sde.ok.gov