



# OKLAHOMA CHARTER SCHOOL REPORT 2019

OKLAHOMA STATE DEPARTMENT OF EDUCATION



OKLAHOMA  
Education



## Contents

Introduction: The State of Charter Schools in Oklahoma .....	4
Number of Charter Schools Opened by Year .....	5
Oklahoma Charter Sponsors (Authorizers) .....	6
State Aid Allocated to Oklahoma Charter Schools .....	8
Federal Funds Allocated to Oklahoma Charter Schools .....	9
Oklahoma Charter Enrollment .....	10
Oklahoma Charter Demographics .....	12
Oklahoma Virtual/Blended Charter Demographics .....	13
List of All Oklahoma Charter School Sites and Overall Grades .....	14
Oklahoma Charter Student Achievement .....	16
Oklahoma Virtual/Blended Charter Student Achievement .....	17
Oklahoma Traditional District Student Achievement .....	18
Oklahoma Charter High Schools .....	19

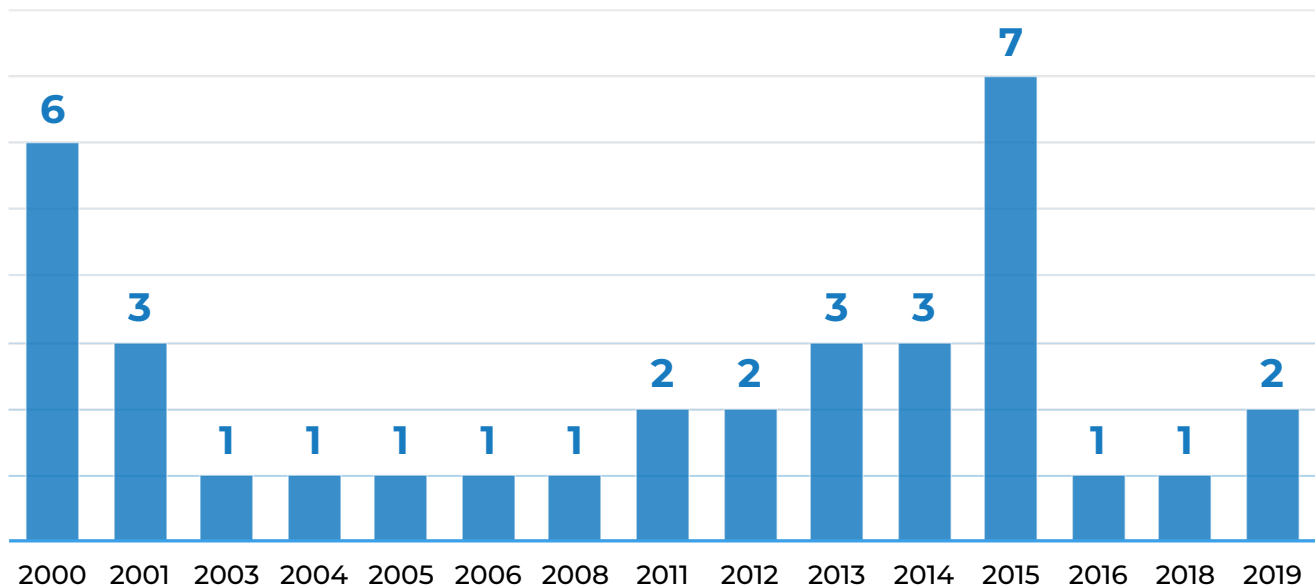
## **Introduction: The State of Charter Schools in Oklahoma**

Since the passing of the Oklahoma Charter Schools Act in 1999, there have been a total of 35 charter schools founded in Oklahoma, 30 of which are still in operation.

In 2015, along with the statewide expansion of charter schools, amendments to the Oklahoma Charter Schools Act (the “Act”) also brought a new level of accountability. According to the National Alliance for Public Charter Schools, Oklahoma made the biggest jump in state charter law rankings because of the overhaul of its law, including statewide expansion, school and sponsor accountability, and replication of high-quality charters. Further, upon the overhaul of Oklahoma’s charter law, National Association of Charter School Authorizers (NACSA) stated that “Oklahoma now has one of the nation’s strongest charter laws ... with a focus on school accountability and strong standards” for sponsors.

Oklahoma law now requires that the State, as well as charter sponsors, provide annual performance reviews of charter schools. In fact, the Act is replete with requirements that work to ensure that charter schools are meeting the terms of the school’s charter, academic and/or operational goals and measurable achievement benchmarks. Specifically, the Act grants a sponsor the affirmative power and duty to “provide oversight of the operations of the charter school ... through annual performance reviews of charter schools and reauthorization of charter schools for which it is a sponsor.”

## Number of Charter Schools Opened by Year



1999-2000: Astec, Deborah Brown, Dove of Tulsa, Hupfeld at Western Village, Independence MS and Seeworth Alternative Academy

2000-2001: Dove of OKC, Santa Fe South and Tulsa Arts and Sciences

2002-2003: Harding Prep

2003-2004: Marcus Garvey Leadership (closed 2013)

2004-2005: Harding Fine Arts

2005-2006: Kipp Reach-OKC

2007-2008: Cherokee Immersion

2010-2011: Epic Virtual and Oklahoma Virtual

2011-2012: Kipp Tulsa and Lighthouse-Tulsa (renamed Tulsa Legacy 2016)

2012-2013: Sankofa MS, Alexis Rainbow Arts (closed 2015) and Harper HS (closed 2017)

2013-2014: John Rex, Connections Virtual and Insight Virtual

2014-2015: College Bound, Collegiate Hall, Langston Hughes, Tulsa Honor, Oklahoma Youth Academy (OJA), Lighthouse - OKC (closed 2017) and Able Virtual (closed 2017)

2015-2016: Carlton Landing

2017-2018: Epic Blended

2018-2019: Academy of Seminole and LeMonde International

Source: Oklahoma State Department of Education, Office of Accreditation (2019)

## Oklahoma Charter Sponsors (Authorizers)

The following entities have utilized their powers through the Oklahoma Charter Schools Act (OCSA) to sponsor, or authorize, charter schools (See 70 O.S. § 3-132):

SCHOOL AUTHORIZER	CHARTER SCHOOL	GOVERNING BOARD
<i>Brick &amp; Mortar Schools</i>		
Oklahoma State University	Astec	Astec, Inc.
Canadian Public Schools	Carlton Landing	Carlton Landing Academy, Inc.
Cherokee Nation	Cherokee Immersion	Tsunadeloquasdi Cherokee Immersion Board
University of Oklahoma	John Rex	John W. Rex Elementary School, Inc.
Oklahoma State Board of Education	Oklahoma Youth Academy	Oklahoma Juvenile Affairs Board
	Academy of Seminole	Advanced Rural Education Foundation
	LeMonde International	LeMonde International School Board
Langston University	Langston Hughes	Langston Hughes Academy for Arts & Technology Corporation Charter School
	Sankofa	Sankofa Middle School of Creative & Performing Arts, Inc.
	Deborah Brown	The Deborah Brown Community School
	Dove Tulsa	Dove Public Charter School Foundation
Tulsa Public Schools	KIPP Tulsa	KIPP Tulsa College Preparatory, Inc.
	Tulsa Arts & Sciences	Tulsa School of Arts & Sciences, Inc.
	Tulsa Honor	Tulsa Honor Academy, Inc.
	Tulsa Legacy	Tulsa Legacy Charter School
	College Bound	College Bound Academy, Inc.
	Collegiate Hall	Collegiate Hall, Inc.
Oklahoma City Public Schools	Independence	Families for Excellence in Education, Inc.
	KIPP OKC	KIPP Reach Academy Charter School, Inc.
	Santa Fe South	Santa Fe South Schools, Inc.
	SeeWorth	Justice Alma Wilson SeeWorth Academy
	Dove OKC	Dove Public Charter School Foundation
	Harding Fine Arts	Harding Fine Arts Center, Inc.
	Harding Prep	Families for Excellence in Education, Inc.
	Hupfeld	Western Village Academy, Inc.

Source: Oklahoma State Department of Education, Office of Accreditation (2019)

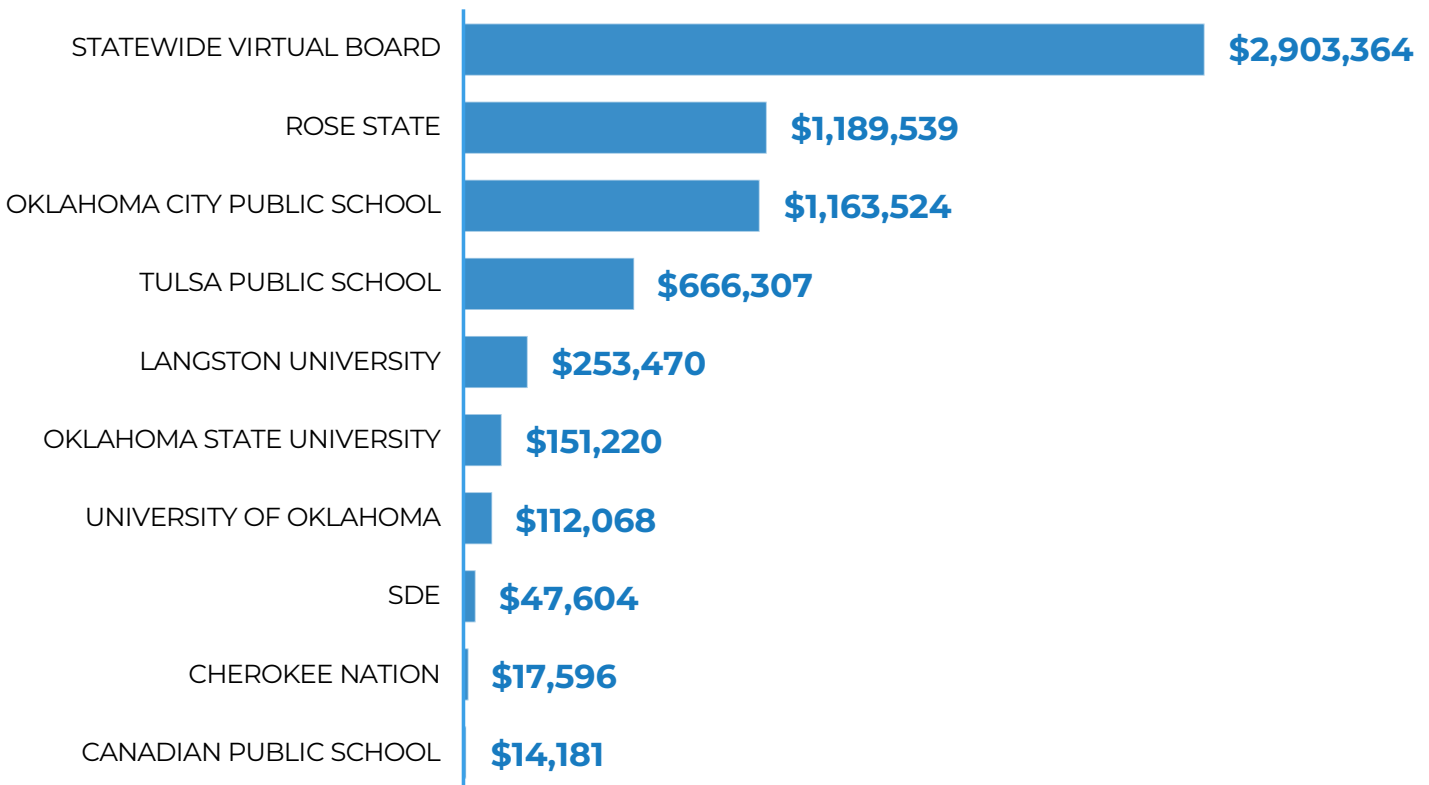


## Oklahoma Charter Authorizers (continued)

SCHOOL AUTHORIZER	CHARTER SCHOOL	GOVERNING BOARD
<i>Blended Schools</i>		
Rose State College	EPIC Blended	Community Strategies, Inc.
<i>Virtual Schools</i>		
Oklahoma Statewide Virtual Charter School Board	Connections	Board of Directors of Oklahoma Connections Academy
	EPIC	Community Strategies, Inc.
	Insight	Insight School of Oklahoma, LLC
	Oklahoma Virtual	Oklahoma Skynet, Inc.

The Act allows authorizers/sponsors to collect a fee for administrative services that must not exceed 5% of the charter school's State Aid allocation. The graph below shows the estimated fees collected by authorizers during the 2018-19 school year.

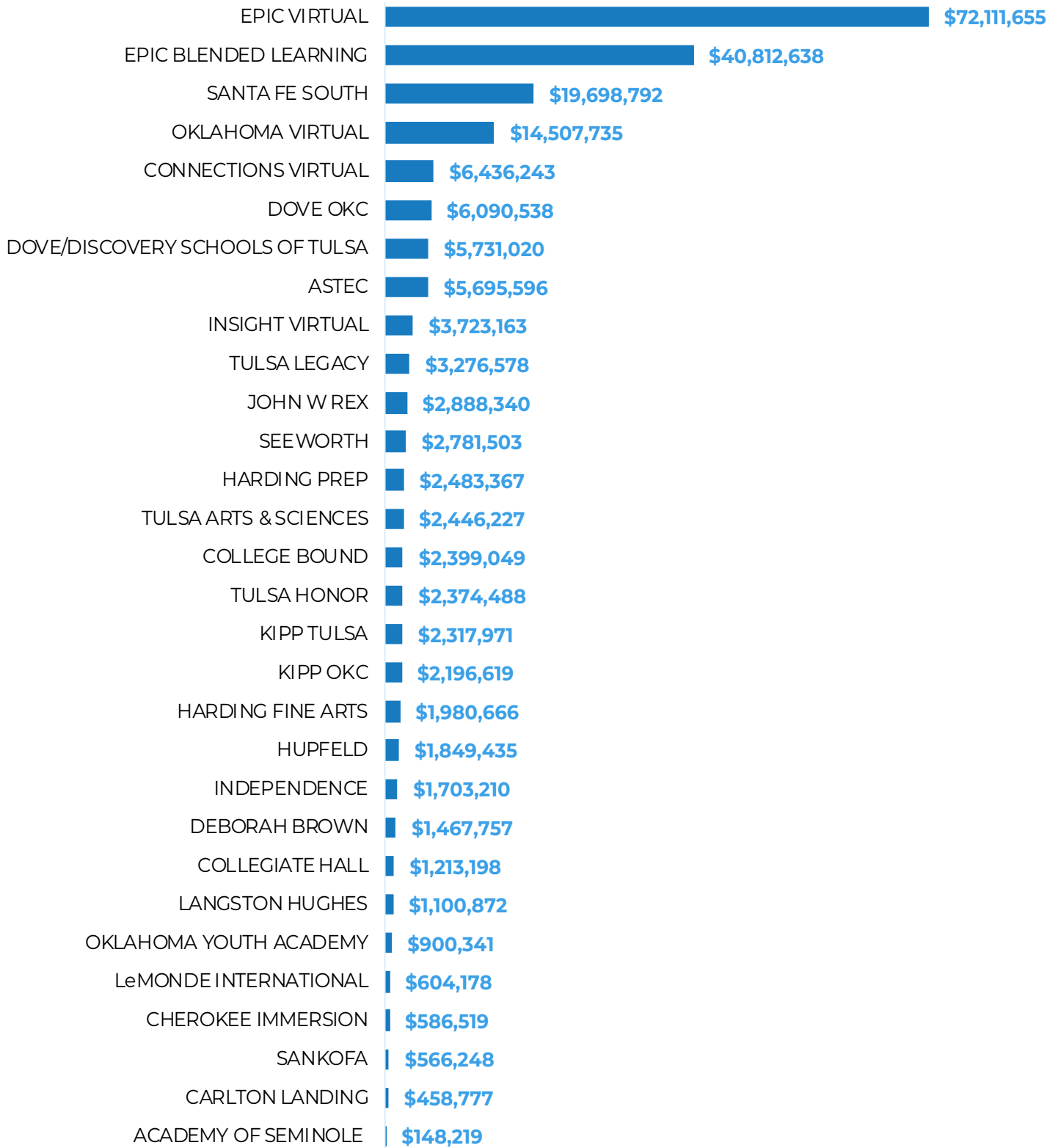
### Administrative Services Fee Collection 2018-19 School Year



Source: Oklahoma State Department of Education, Office of Financial Accounting (2019)

## State Aid Allocated to Oklahoma Charter Schools

The total State Aid Allocation to charter schools in the 2018-19 school year was \$210,550,942.

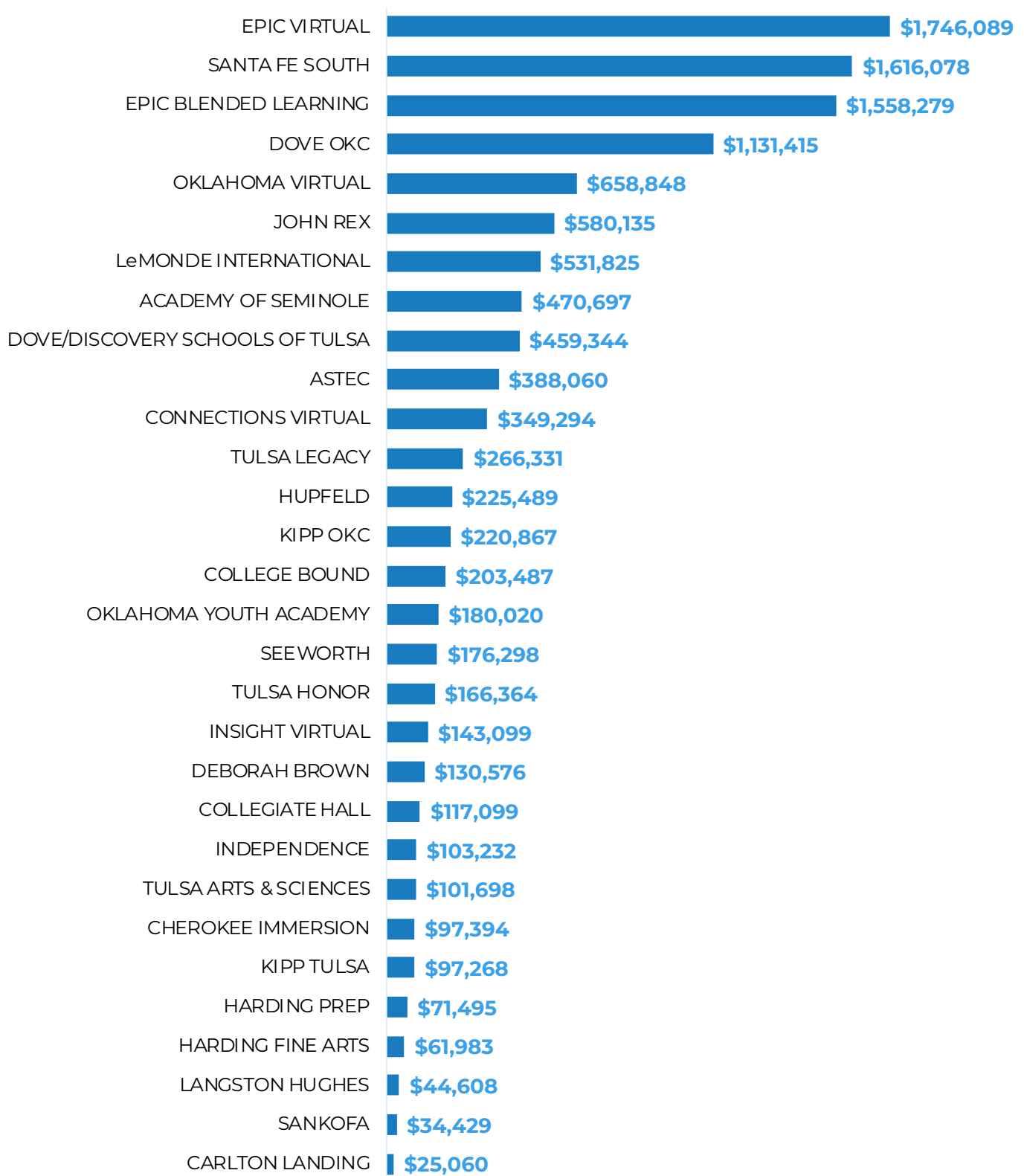


Source: Oklahoma State Department of Education, Office of State Aid (2019)



## Federal Funds Allocated to Oklahoma Charter Schools

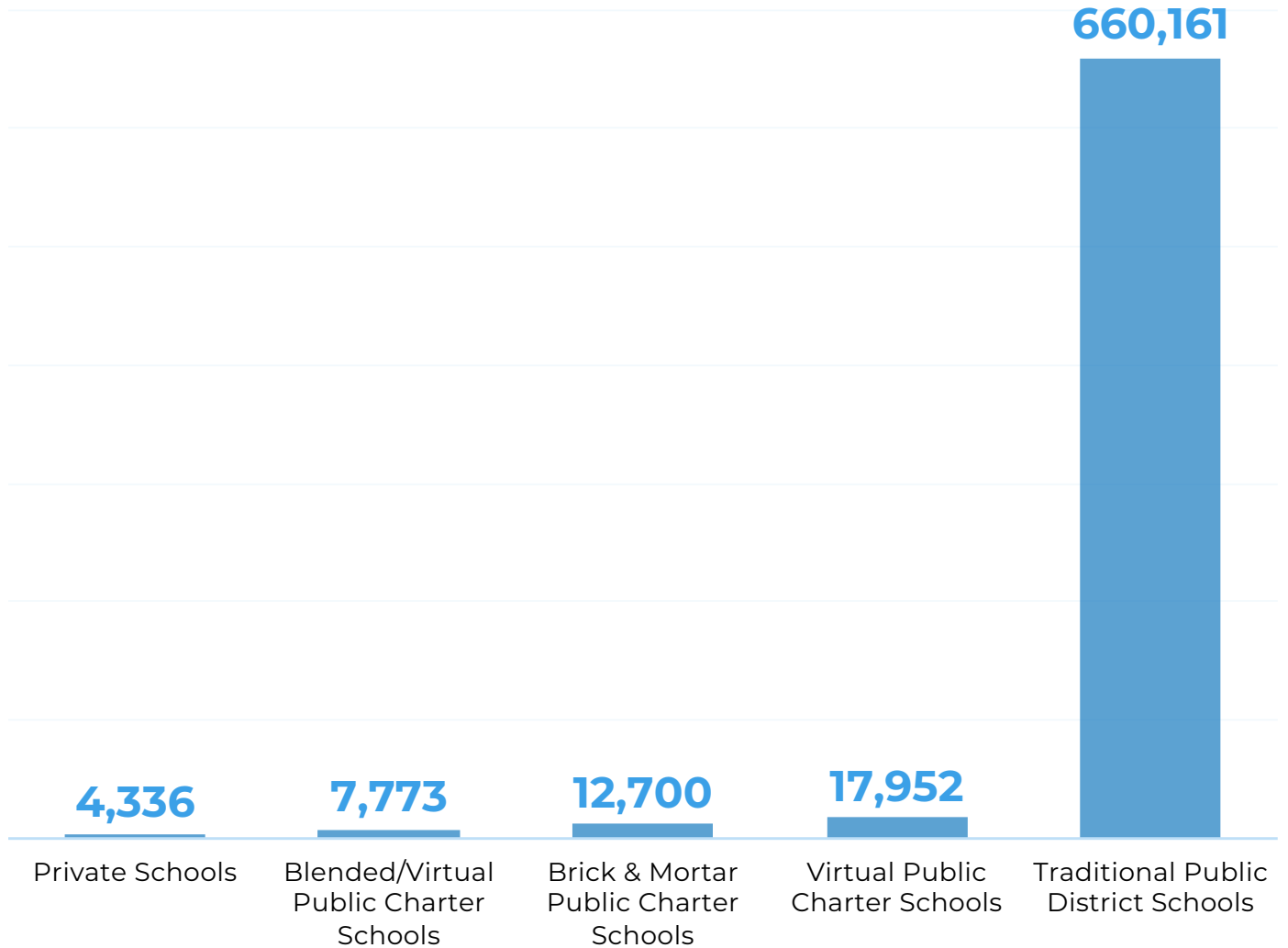
The total Federal Funds allocation to charter schools in the 2018-19 school year was \$11,956,861. This figure includes only funds within Titles I-II-III. (Total excludes Special Education & Child Nutrition Program funding)



Source: Oklahoma State Department of Education, Office of Financial Accounting (2019)

## Oklahoma Charter Enrollment

During the 2018-19 school year, there were a total of 702,922 students enrolled in state accredited Oklahoma schools. The breakdown is shown below:

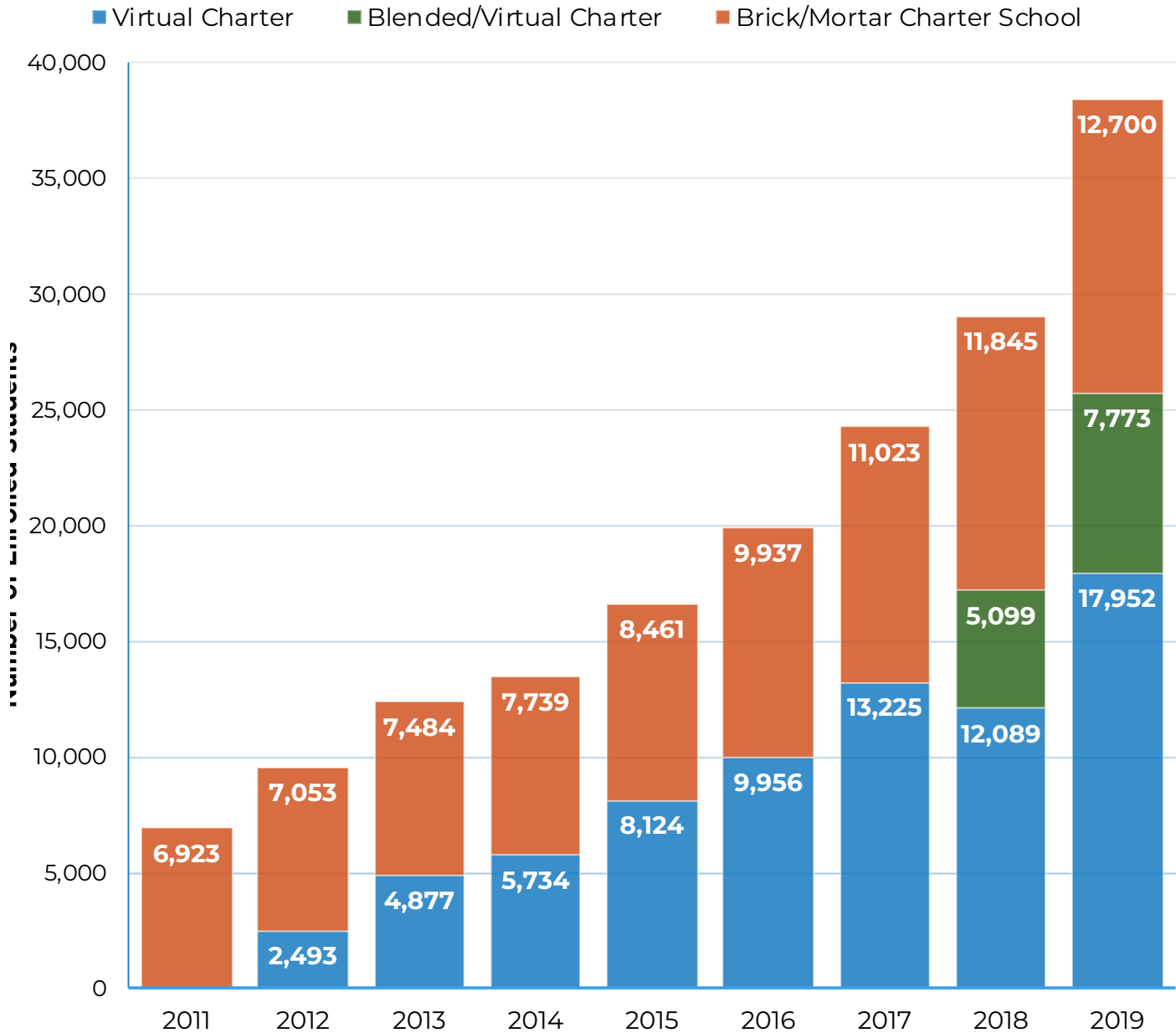


Source: Oklahoma State Department of Education, Office of Accountability (2019)

## Oklahoma Charter Enrollment

During the 2018-19 school year, 30 charter schools served approximately 38,425 students, or about 5.5% of the overall student population in Oklahoma public schools. The number of students served by charter schools has increased dramatically over the last few years as a result of the expansion of virtual charter schools, beginning in 2012.

### Charter School Enrollment 2011-19

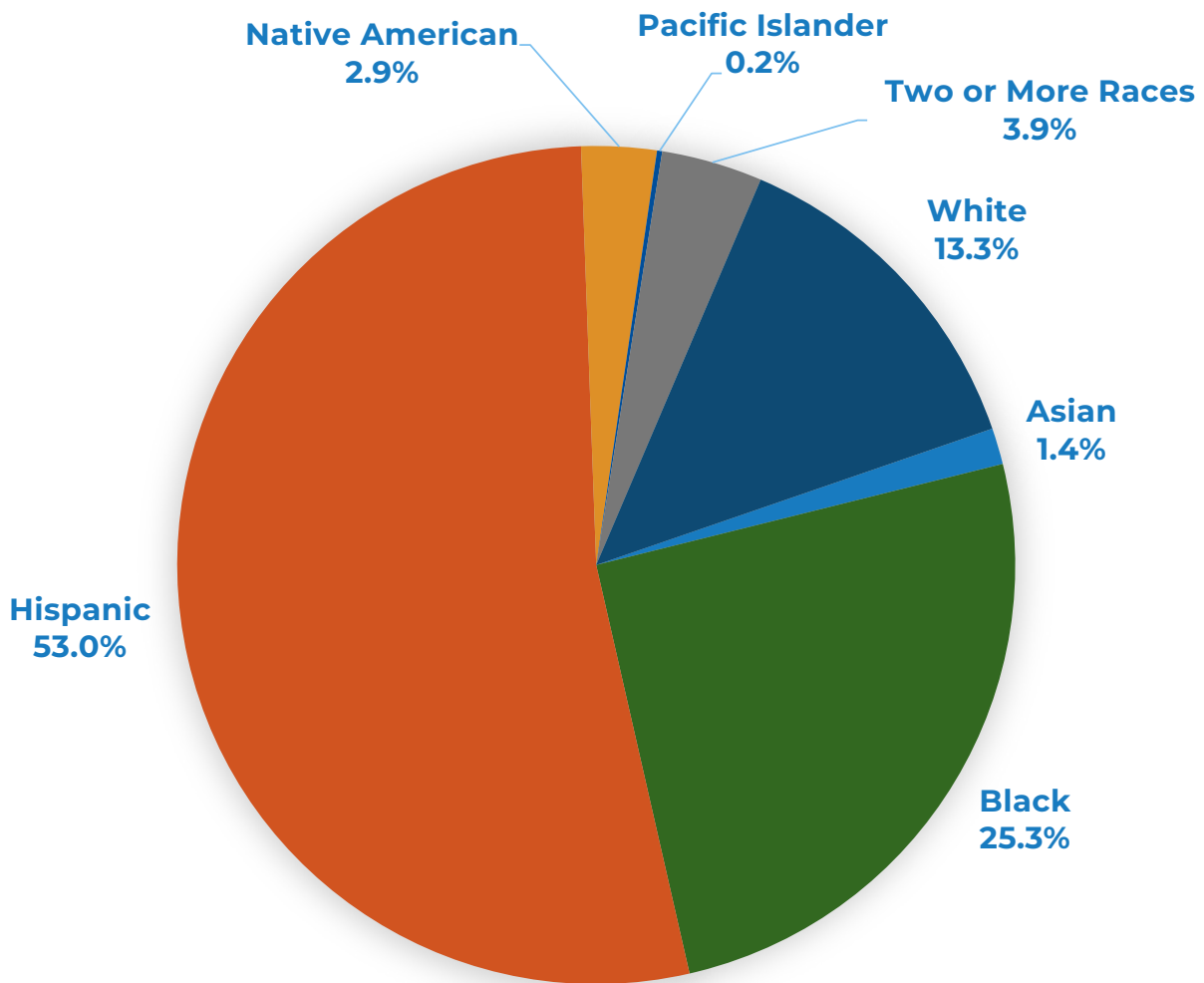


Source: Oklahoma State Department of Education, Office of Accountability (2019)

## Oklahoma Charter Demographics

Brick-and-mortar and virtual charters have vastly different demographic ratios. Further analysis of the data may reveal the cause of such variances, but factors may include: location, accessibility and resources. These demographics show a large populace of what might be considered a minority population.

### Brick-and-Mortar Charter School Population

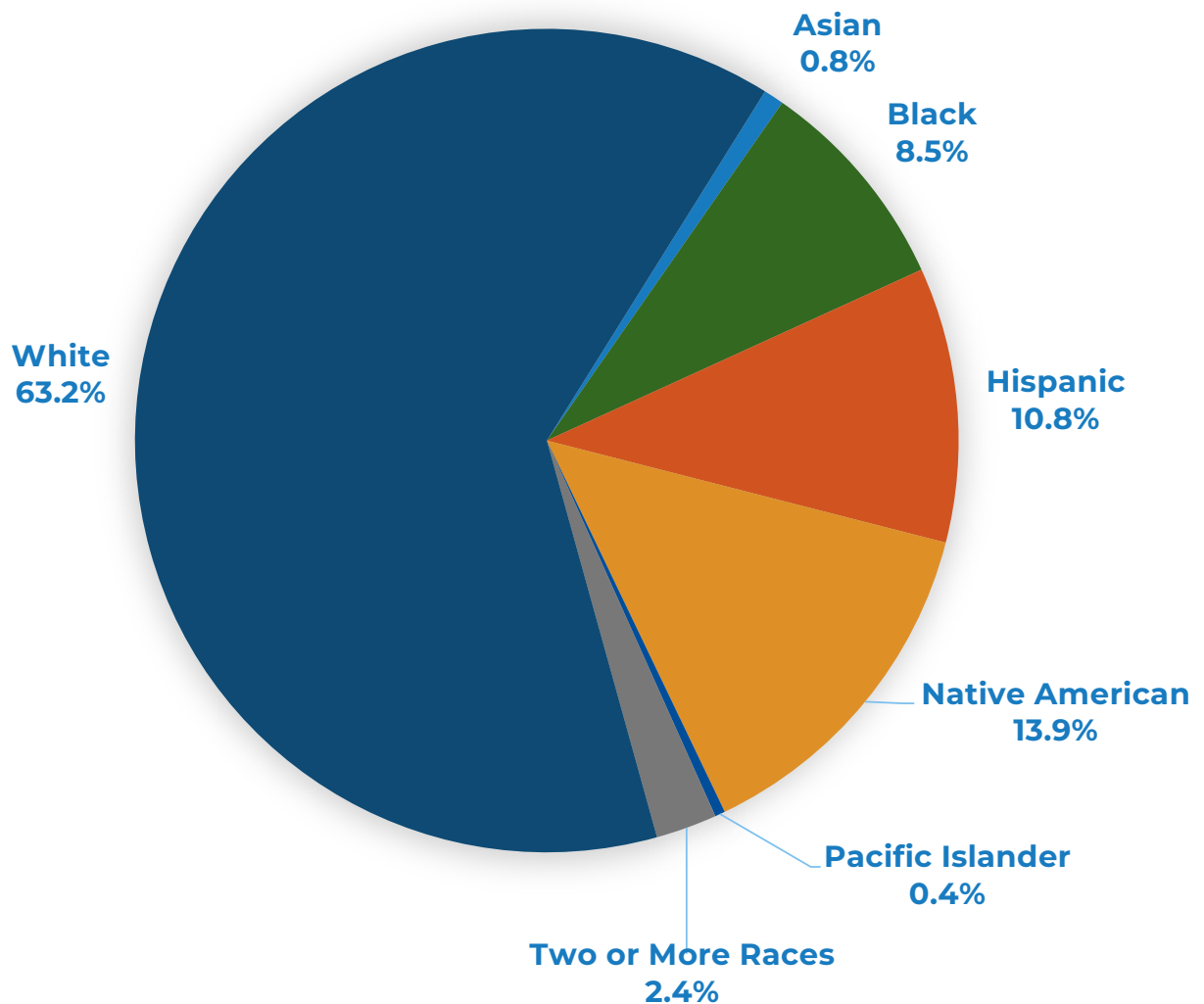


Source: Oklahoma State Department of Education, Reporting Index (2019)

## Oklahoma Virtual/Blended Charter Demographics

Virtual/Blended charter schools, in contrast to the brick-and-mortar charters, are comprised of a majority of students identifying as white.

### Virtual/Blended Charter School Population



Source: Oklahoma State Department of Education, Reporting Index (2019)

## List of All Oklahoma Charter School Sites and Overall Grades

<b>BRICK &amp; MORTAR SCHOOL</b>	<b>2018</b>	<b>2019</b>
ASTEC High School	B	C
ASTEC Middle School	C	C
Carlton Landing Elementary School	F	C
Cherokee Immersion Elementary School	D	D
Collegiate Hall Middle School	B	C
Dove Discovery Elementary of Tulsa	C	B
Dove Science Academy High School of OKC	A	A
Dove Science Academy High School of Tulsa	B	C
Dove Science Academy Jr. High School of Tulsa	C	B
Dove Science Academy Middle School of OKC	B	B
Dove Science Elementary School of OKC	B	A
Harding Fine Arts High School	A	A
Harding Preparatory High School	A	A
Hupfield at Western Village Elementary	C	B
Independence Middle School	C	B
John Rex Elementary	B	B
KIPP Reach Middle School OKC	A	A
KIPP South Middle School OKC	A	A
KIPP Tulsa Middle School	B	D
Legacy Elementary School (formerly Lighthouse of Tulsa)	D	D
Sanfoka Elementary	C	F
Santa Fe South High School	D	D
Santa Fe South Hills Elementary	C	D
Santa Fe South Middle School	D	C
Santa Fe South Pathways High School	A	B
Santa Fe South Penn Elementary	C	C
Santa Fe South Spero Elementary School	D	B
Seeworth Alternative Academy	F	F
Tulsa Arts & Sciences High School	D	D
Tulsa Arts & Sciences Middle School	D	D
Tulsa Honor Middle School	B	A

Source: Oklahoma State Department of Education, Office of Accountability, Oklahoma School Report Cards (2019)

## List of All Oklahoma Charter School Sites and Overall Grades (Continued)

<b>BRICK &amp; MORTAR SCHOOL</b>	<b>2018</b>	<b>2019</b>
Academy of Seminole	N/A	N/A
College Bound Elementary School	N/A	N/A
Deborah Brown Elementary	N/A	N/A
KIPP Tulsa High School	N/A	N/A
Langston Hughes High School	N/A	N/A
LeMonde International	N/A	N/A
Oklahoma Youth Academy (OJA) High School	N/A	N/A
Santa Fe South Early Childhood	N/A	N/A
<b>VIRTUAL SCHOOL</b>	<b>2018</b>	<b>2019</b>
Connections Virtual Elementary School	D	D
Connections Virtual High School	D	D
Connections Virtual Middle School	C	C
Epic Blended Elementary School OKC	D	C
Epic Blended Middle School OKC	C	C
Epic Blended High School OKC	N/A	D
Epic Blended Elementary School Tulsa	C	D
Epic Blended Middle School Tulsa	C	C
Epic Blended High School Tulsa	N/A	C
Epic Virtual Elementary School	D	C
Epic Virtual Middle School	C	C
Epic Virtual High School	F	D
Insight Virtual Alternative High School	F	F
Insight Virtual Alternative Middle School	F	F
Oklahoma Virtual Elementary School	D	D
Oklahoma Virtual High School	D	D
Oklahoma Virtual Middle School	D	D

N/A = Not enough data to compute score.

Source: Oklahoma State Department of Education, Office of Accountability, Oklahoma School Report Cards (2019)



## Oklahoma Charter Student Achievement

The Brick-and-Mortar Charter School graph below shows the overall grade received by the schools as shown on their individual report card. More indicators can be found on the State Department of Education website.

### Brick-and-Mortar Charter Schools: Oklahoma School Report Cards

■ A ■ B ■ C ■ D ■ F



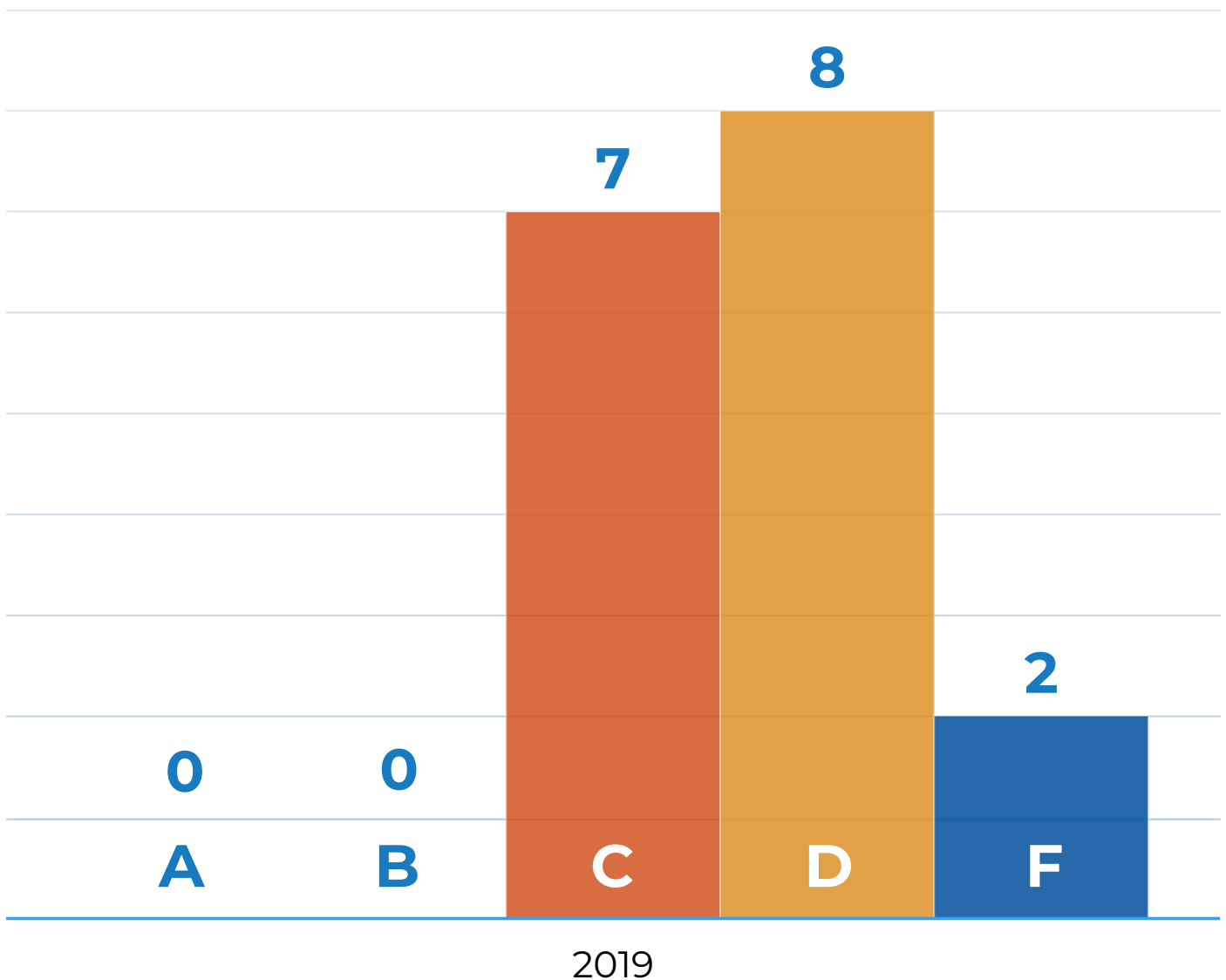
Source: Oklahoma State Department of Education, Office of Accountability, Oklahoma School Report Cards (2019)

## Oklahoma Virtual/Blended Charter Student Achievement

The Virtual Charter School graph below shows the overall grade received by the schools as shown on their individual report card. More indicators can be found on the State Department of Education website.

### Virtual/Blended Charter Schools: Oklahoma School Report Cards

■ A ■ B ■ C ■ D ■ F



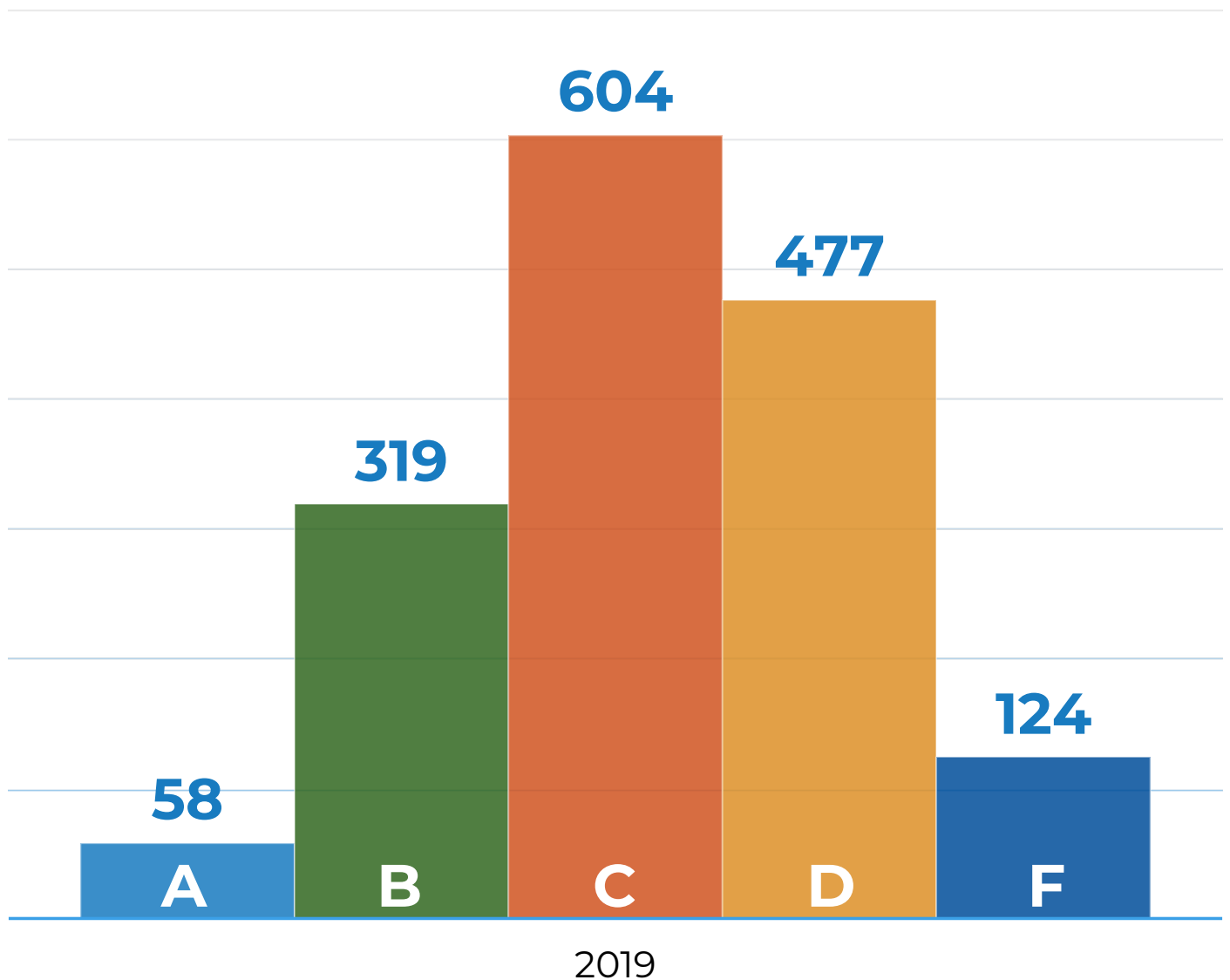
Source: Oklahoma State Department of Education, Office of Accountability, Oklahoma School Report Cards (2019)

## Oklahoma Traditional District Student Achievement

For comparison, the Oklahoma School Report Card letter grades received by all public (non charter) schools as shown on their individual report card. More indicators can be found on the State Department of Education website.

### All Oklahoma Public Schools: Oklahoma School Report Cards

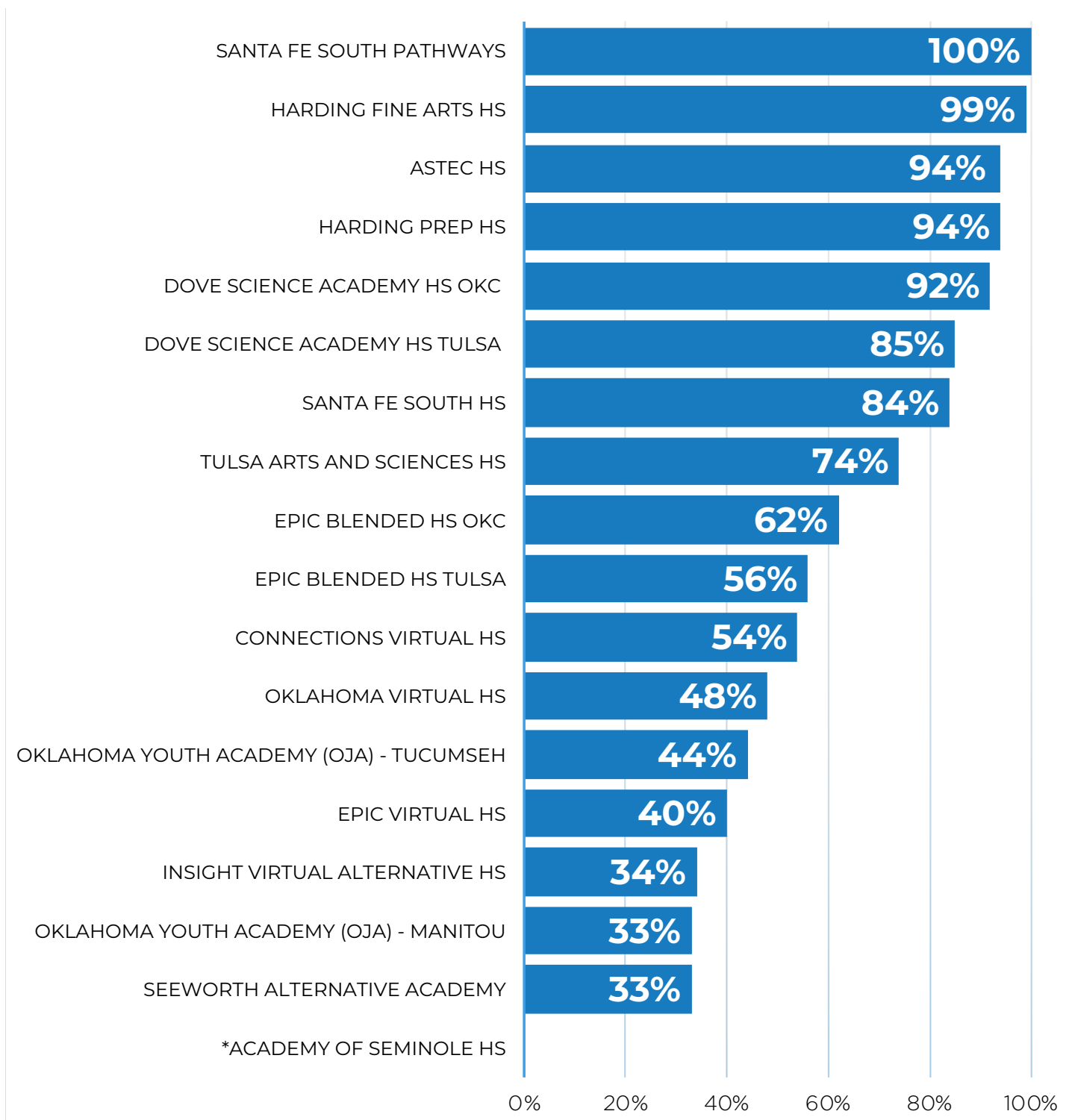
■ A ■ B ■ C ■ D ■ F



Source: Oklahoma State Department of Education, Office of Accountability, Oklahoma School Report Cards (2019)

## Oklahoma Charter High Schools

In 2018-19, there were eight brick-and-mortar charter high schools, one alternative school, two juvenile schools, one blended and four virtual high schools. The information below presents the percentage of students who graduated in 4/5 years.



\*Not enough data to compute score.

Source: Oklahoma State Department of Education, Office of Accountability, Oklahoma School Report Cards (2019)



**OKLAHOMA**  
**Education**

**2500 N Lincoln Blvd, Oklahoma City, OK 73105**

**(405) 521-3301 | [sde.ok.gov](http://sde.ok.gov)**