

2010 – 2011 Oklahoma School Testing Program (OSTP) Results

Oklahoma Core Curriculum Tests (OCCT)
Grades 3 – 8 and End-of-Instruction
General Assessment

Oklahoma Modified Alternate Assessment Program (OMAAP)
Grades 3 – 8 and End-of-Instruction
Modified Assessment



Oklahoma School Testing Program

Who Participates in State Tests?

- **Every** student enrolled in a tested grade level in an Oklahoma public school must participate in testing.
- **All students** will be administered either:
 - OCCT general assessment (**majority of students**) or
 - An alternate assessment.
 - Oklahoma Modified Alternate Assessment Program (OMAAP or “Modified”)
 - Oklahoma Alternate Assessment Program (OAAP or “Portfolio”)

Three Types of Assessments

General

- Developed for the **majority of students** and aligned to the *Priority Academic Student Skills (PASS)*.
- Administered with or without accommodations

Modified

- Developed for a **small population of students with disabilities** and for whom the general assessments are inappropriate. The assessments are aligned to *PASS* skills.
- Administered with and without accommodations


Portfolio


- Developed for **students with severe cognitive disabilities** and aligned to alternate standards.


OCCT General Assessments for Grades 3 – 8

2011

Grade	Math	Reading	Science	Geography	Social Studies/ U.S. History	Writing
Grade 3	★	★				
Grade 4	★	★				
Grade 5	★	★	★		★	★
Grade 6	★	★				
Grade 7	★	★		★		
Grade 8	★	★	★		★	★

 Federal and State mandated tests: results used in accountability calculations

 Federal and State mandated tests

 State mandated tests

2011 OCCT Math Results

Grades 3 – 8







Grade	% Proficient 2011	June 2011 Standard Setting
3	70%	New Baseline Year
4	72%	New Baseline Year
5	69%	New Baseline Year
6	67%	New Baseline Year
7	68%	New Baseline Year
8	66%	New Baseline Year

Total Tested on OCCT General Assessment

**Total Tested = Full and Non-Full Academic Year
Regular Education, IEP, and ELL Students**

2011 OCCT Reading Results



Grades 3 – 8

Grade	% Proficient 2011	Change in % Proficient from 2010	
3	70%		+1%
4	63%		-2%
5	67%		+2%
6	65%		+1%
7	71%		+4%
8	77%		+7%

Total Tested on OCCT General Assessment


2011 OCCT Science Results

Grades 5 and 8

Grade	% Proficient 2011	Change in % Proficient from 2010	
5	89%		+2%
8	89%		+1%



Total Tested on OCCT General Assessment

2011 OCCT Geography Results Grade 7

Grade	% Proficient 2011	Change in % Proficient from 2010	
7	81%		-1%

Total Tested on OCCT General Assessment


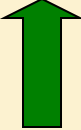
2011 OCCT Social Studies/U.S. History Results Grades 5 and 8

Grade	% Proficient 2011	Change in % Proficient from 2010	
5	70%		-1%
8	71%		+2%

Total Tested on OCCT General Assessment








2011 OCCT Writing Results

Grades 5 and 8

Grade	% Proficient 2011	Change in % Proficient from 2010	
5	78%		-4%
8	85%		+4%

Total Tested on OCCT General Assessment

OCCT General Assessments for End-of-Instruction 2010 – 2011

ACE Algebra I	ACE English II	ACE Biology I	ACE U.S. History	ACE Algebra II	ACE Geometry	ACE English III
						



Federal and State mandated tests:
results used in accountability
calculations







Federal and State
mandated test



State mandated tests

2010 – 2011 OCCT ACE End-of-Instruction Results

Subject	% Proficient 2011	Change in % Proficient from 2010	
Algebra I	79%		+4%
English II	86%		+2%
Biology I	79%		+4%
U.S. History	77%		+5%

Total Tested on OCCT General Assessment

ACE End-of-Instruction (EOI) Development

Algebra I test
first of the EOI
assessments to
be realign and
recalibrated

2006-2007

Phased in
2009 – 2010
to the 700
Proficient Cut

Implementation of
Algebra II, English III,
and Geometry

2007-2008

Phased in
2010 – 2011
to the 700
Proficient Cut


Review, realign,
and recalibration
of English II,
Biology I, and
U. S. History

2008-2009

To be phased in
2011 – 2012
to the 700
Proficient Cut

ACE EOI assessments are administered online with immediate raw score results and complete student level results reported in two weeks.

Scores Phased In



Further, the law states that the Board shall determine the cut scores for the performance levels on the end-of-instruction tests which shall be phased in over a multi-year period.

Phase in year for ACE Algebra II, ACE English III, and ACE Geometry

2010 – 2011 OCCT ACE End-of-Instruction Results

Subject	% Proficient 2011	
Algebra II	66%	Phased in to 700 Proficient Cut
English III	84%	Phased in to 700 Proficient Cut
Geometry	78%	Phased in to 700 Proficient Cut

Total Tested on OCCT General Assessment

OMAAP (Modified) Assessments Grades 3 - 8 2011

Grade	Math	Reading	Science
Grade 3	★	★	
Grade 4	★	★	
Grade 5	★	★	★
Grade 6	★	★	
Grade 7	★	★	
Grade 8	★	★	★



Federal and State mandated tests: results used in accountability calculations



Federal and State mandated tests

2011 OMAAP Math Results

Grades 3 – 8







Grade	% Proficient 2011	June 2011 Standard Setting
3	76%	New Baseline Year
4	75%	New Baseline Year
5	69%	New Baseline Year
6	74%	New Baseline Year
7	48%	New Baseline Year
8	56%	New Baseline Year

Total Tested on OMAAP Modified Assessment

Total Tested = Full and Non-Full Academic Year

2011 OMAAP Reading Results



Grades 3 – 8

Grade	% Proficient 2011	Change in % Proficient from 2010	
3	61%		+2%
4	72%		-1%
5	68%		+3%
6	69%		+12%
7	65%		-1%
8	76%		+6%

Total Tested on OMAAP Modified Assessment





2011 OMAAP Science Results

Grades 5 – 8

Grade	% Proficient 2011	Change in % Proficient from 2010	
5	80%		+5%
8	97%		+5%

Total Tested on OMAAP Modified Assessment

OMAAP Modified Assessments for End-of-Instruction 2010 – 2011

Algebra I	English II	Biology I	U. S. History
			



Federal and State mandated tests:
results used in accountability
calculations






Federal and State
mandated test



State mandated
test

2010 – 2011 OMAAP End-of-Instruction Results

Subject	% Proficient 2011	Change in % Proficient from 2010	
Algebra I	93%		+3%
English II	89%		+5%
Biology I	73%		+2%

Total Tested on OMAAP Modified Assessment

2010 – 2011 OMAAP Results End-of-Instruction

Subject	% Proficient 2011	June 2011 Standard Setting
U.S. History	57%	New Baseline Year

Total Tested on OMAAP Modified Assessment

