


# Oklahoma Parents as Teachers (OPAT)


2010-2011 Program Results



# Oklahoma Parents as Teachers (OPAT)

---

- ▶ Parents are children's first and most important teachers
- ▶ Voluntary program for parents of children aged 0-36 months
- ▶ Affiliated with the nationally validated PAT program
- ▶ Uses the research-based *Born to Learn* curriculum



# Program Goals

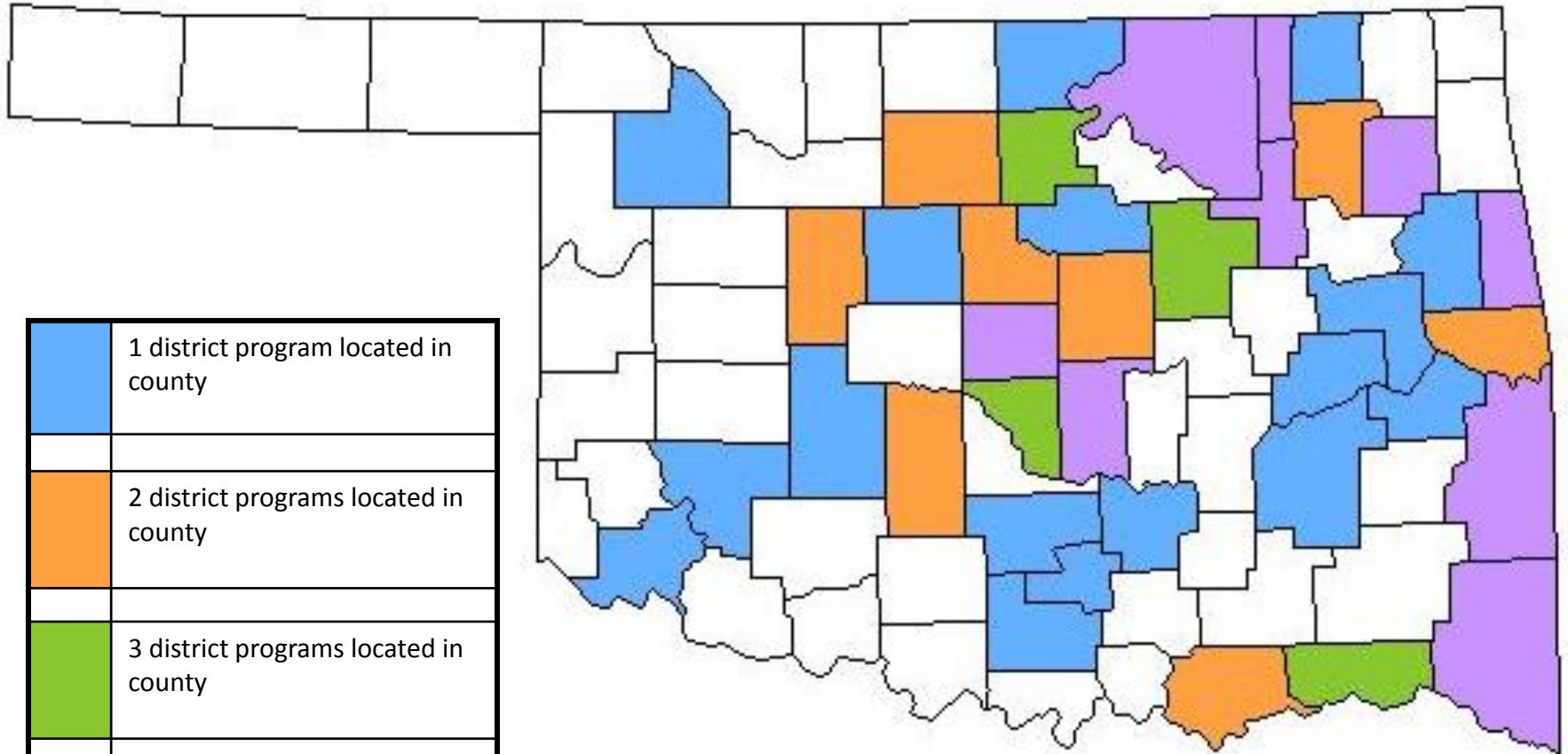
---







- ▶ Lay a foundation for school success
- ▶ Early identification of developmental delays or sensory problems (hearing, vision); referral to other service providers as needed
- ▶ Reduce the number of children who require remedial or special education services
- ▶ Foster an early partnership between home and school

# Program Location

---



	1 district program located in county
	2 district programs located in county
	3 district programs located in county
	4 or more district programs located in county



# Program Information

---

- ▶ **78 programs funded**
  - ▶ (90 school districts and 2 public housing authorities)
- ▶ **4,303 families and 4,966 children served**



# Program Information

---

- ▶ The average length of enrollment for a family was 7.19 months.
- ▶ The programs held a total of 1,103 parent meetings and averaged 14.33 meetings per program.

Total number of personal visits completed per month, all programs.

Aug	Sep	Oct	Nov	Dec	Jan	Feb	Mar	Apr	May	Jun	<b>Total</b>
1,420	3,042	3,238	3,396	3,302	3,309	3,270	3,418	3,469	3,448	1,879	<b>33,182</b>



# Program Funding

---

School District (ADM)	Revised Grant Amount	Number Awarded	Original Minimum Monthly Visits	Median Cost Per Child
500	\$12,433	30	25	\$409
1,000	\$19,341	31	40	\$389
3,000	\$32,235	7	65	\$376
10,000	\$44,669	4	90	\$349
14,000	\$51,346	1	105	\$425
18,000	\$58,023	1	120	\$313
30,000	\$77,364	2	160	\$297



# Program Funding

---

- ▶ The SDE added an additional funding level to accommodate the needs of the Midwest City-Del City (\$51,030) school district.
- ▶ The average program cost per family was \$443.
- ▶ The average program cost per child was \$384.



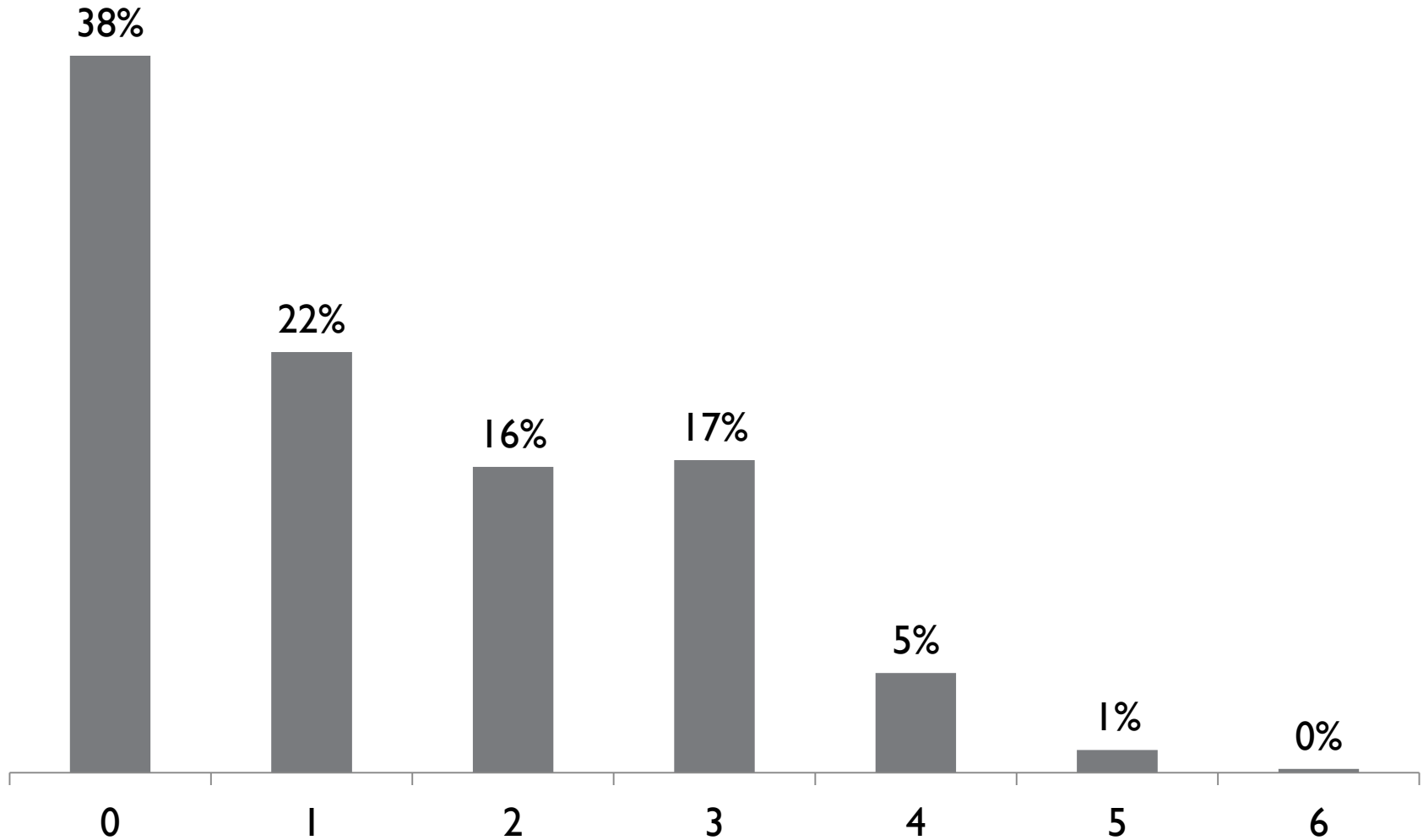
# Characteristics of Families Served

---

- ▶ 92% of children were enrolled before their second birthday.
- ▶ 21.9% of participants were teen parents.
- ▶ 51.4% were classified as “low income or unemployed.”
- ▶ 2.8% of children had a documented disability.
- ▶ Children born prematurely or classified as “low birth weight” babies accounted for 8.4% of participants.
- ▶ 22.7% had mothers who did not complete high school.
- ▶ In 16.7 % of OPAT families, a language other than English was spoken in the home.
- ▶ 9.3% of families had additional risk factors.

# Number of Risk Factors per Child

---



# Health Screening

---

- ▶ 92.3 % of OPAT children received health screenings.
- ▶ In 2005, Oklahoma ranked 44<sup>th</sup> in the nation in child immunization rates compared to 16<sup>th</sup> in 2010.

## OPAT children who have received appropriate immunizations

2005-06	2006-07	2007-08	2008-09	2009-10	2010-11
87.7%	90.8%	91.3%	93.9%	93.4%	93.8%

# Child Outcomes

- ▶ **97.1%** of eligible children were screened for developmental delays with the *Ages and Stages Questionnaire (ASQ)*.
- ▶ **The results of all statistical tests indicated that the OPAT program resulted in reduced risk levels for participating children, and that**
  - ▶ The longer children participated in the program, the less likely they were to be classified as “at risk.”
- ▶ **Children enrolled in OPAT showed reliable gains in cognitive, language, social, and motor development.**

Pre-post ASQ rating of children who participated in OPAT, 2009-10

		<i>Most Recent ASQ</i>	
		Not At Risk	At Risk
<i>Initial ASQ</i>	Not At Risk	1,976	150
	At Risk	<b>202</b>	58

# Parent Outcomes from 2009-2010

---

- ▶ Pre and a post questionnaires were administered to parents that measured their knowledge of topics such as nutrition, health, developmental milestones (e.g., walking, talking), play, behavior, limit-setting, and parent-child interaction.
- ▶ **A statistically significant difference was noted between the pre and post questionnaires** suggesting a meaningful increase in parents' knowledge of their children's health, development, and safety needs.
- ▶ Three program satisfaction questions were also included on the questionnaire; they showed high levels of parent satisfaction with the OPAT programs.

---

Erin Nation  
Director of Early Childhood and Family Education  
[Erin.Nation@sde.ok.gov](mailto:Erin.Nation@sde.ok.gov)  
(405) 521-3346

