



**OKLAHOMA STATE DEPARTMENT OF
EDUCATION**
— CHAMPION EXCELLENCE —

CHARTER SCHOOL REPORT 2015

This report is an effort to comply with the Oklahoma Charter Schools Act that requires an annual report to be submitted by the State Board of Education, "to the Legislature and the Governor outlining the status of charter schools in the state."

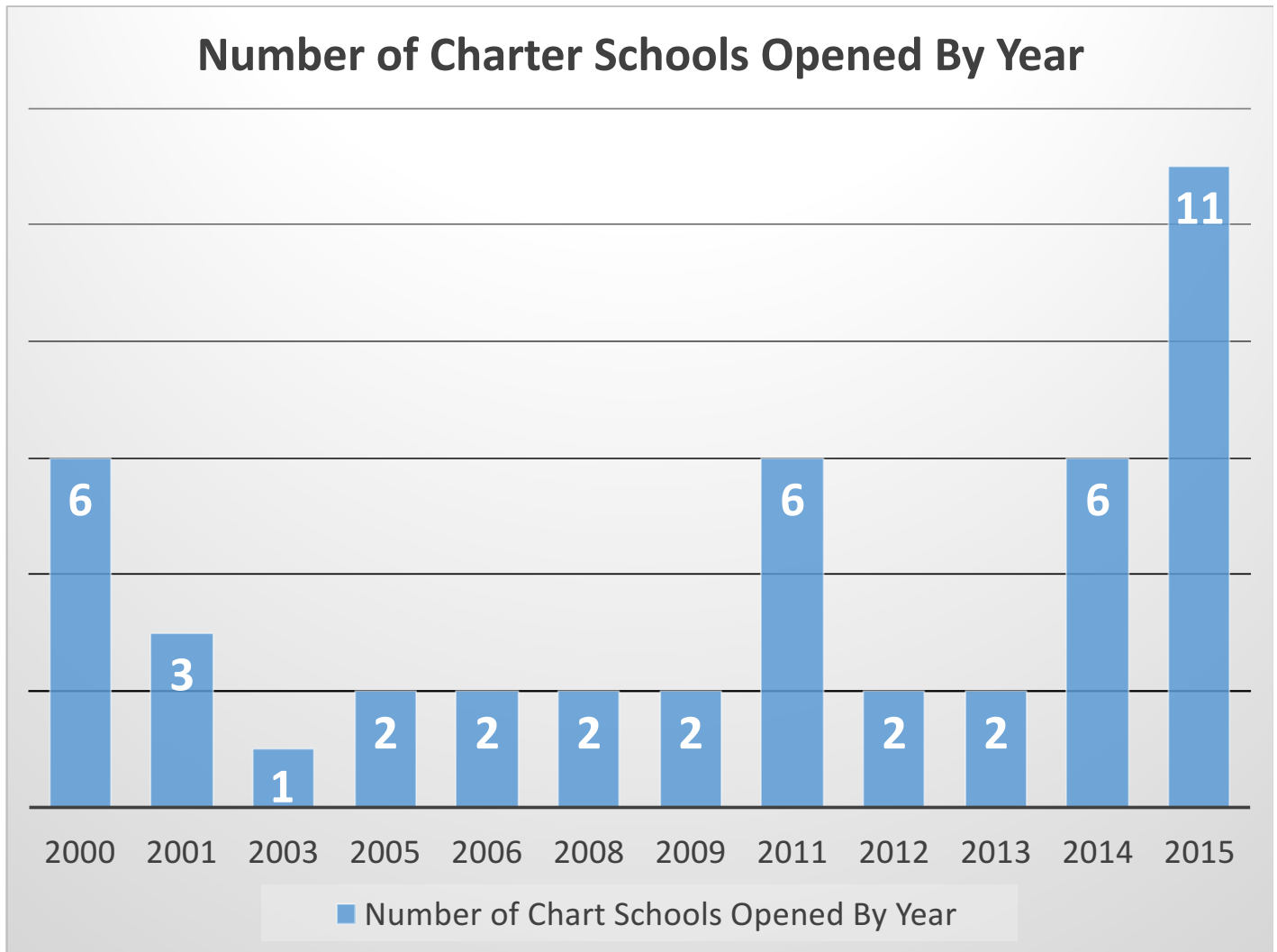
For more information:

Daniel Craig
Regional Accreditation Officer
Accreditation Division
daniel.craig@sde.ok.gov

Introduction: The State of Charters in Oklahoma

Today, there are 45 charter sites serving nearly 20,000 public school students in Oklahoma, or about 2.9% of the total student population. This report outlines recent trends in performance and demographics.

The Oklahoma Charter Schools Act passed 17 years ago. Since that time, there have been 38 charter schools founded. By 2002, within 3 years of the law's passing, there were as many charter schools existing as there would be new schools founded in the next 7 years.



*Source: Oklahoma State Department of Education, Office of Accreditation (2015)

In 2015, along with the statewide expansion of charter schools, amendments to the Oklahoma Charter Schools Act (the "Act") also brought a new level of accountability. According to the National Alliance for Public Charter Schools, Oklahoma made the biggest jump in state charter law rankings because of the overhaul of its law, including statewide expansion, school and authorizer accountability, and replication of high-quality charters. Further, upon the overhaul of Oklahoma's charter law, National Association of Charter School Authorizers (NACSA) stated that "Oklahoma now has one of the nation's strongest charter laws ... with a focus on school accountability and strong standards for authorizers."

Introduction: The State of Charters in Oklahoma (continued)

Oklahoma law now requires that the State, as well as charter authorizers, provide annual performance reviews of charter schools. In fact, the Act is replete with requirements that work to ensure that charter schools are meeting the terms of the school's charter, its academic, and/or its operational goals and measurable achievement benchmarks. Specifically, the Act grants a sponsor the affirmative power and duty to "provide oversight of the operations of the charter school ... through annual performance reviews of charter schools and reauthorization of charter schools for which it is a sponsor."

With such success, it is no surprise authorizers are seeking to open more charter schools. Oklahoma City Public Schools celebrated the grand opening of Lighthouse Academies of Oklahoma City in Fall 2015. In addition, 2015 saw the opening of several new charter schools within the state of Oklahoma, including Collegiate Hall, Tulsa Honor Academy, College Bound Academy and Langston Hughes Academy.

As the state of Oklahoma moves toward increasing its number of charter schools, it is vital that we monitor those schools and maintain the highest standard for their quality.

List of All Oklahoma Charter Schools and A-F Grades

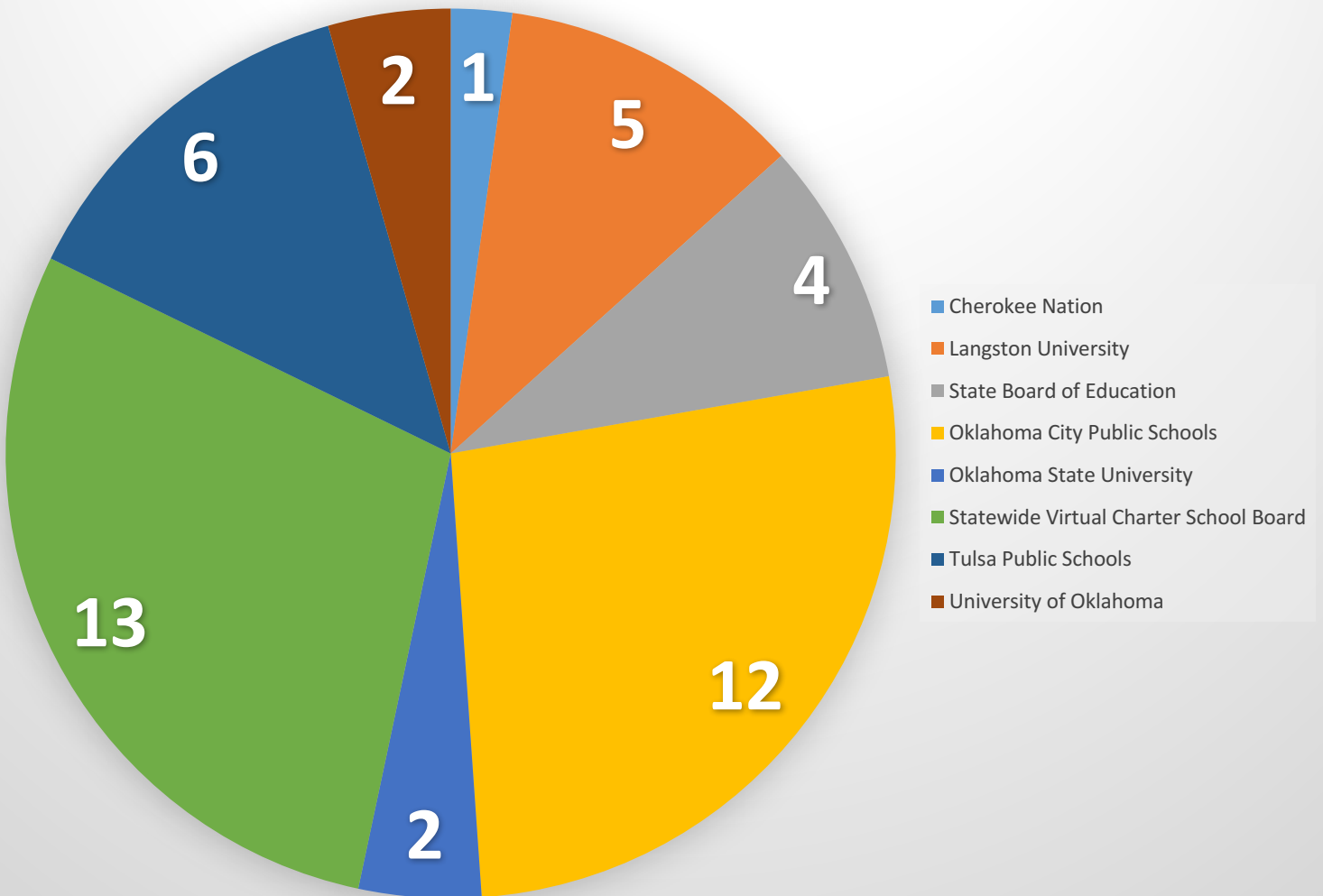
SCHOOL	2013	2014	2015
Alexis Rainbow Charter School	N/A	N/A	N/A
ASTEC Charter High School	A	A	A
ASTEC Charter Middle School	D+	D+	C-
Cherokee Immersion Charter School	F	F	F
Deborah Brown Community School	B-	A+	A+
Discovery School of Tulsa	B+	A-	C
Dove Science Academy (OKC)	A	A+	A+
Dove Science Academy (OKC)	C+	B	B+
Dove Science Academy Elementary School (OKC)	B+	A	A
Epic One-on-One Charter School Elementary	B-	F	C-
Epic One-on-One Charter School Middle School	C	D	D
Epic One-on-One Charter School High School	D	C	C
Harding Fine Arts Academy	A	A+	A+
Harding Charter Prepatatory High School	A+	A+	A+
Harper Academy	N/A	N/A	F
Hupfeld Academy/Western Village	D+	C+	C-
Independence Charter Middle School	B	B	B-
Insight School of Oklahoma High School	N/A	N/A	F
Insight School of Oklahoma Middle School	N/A	N/A	F
John W. Rex Charter Elementary	N/A	N/A	N/A
Justice A.W. Seeworth Academy	F	F	F
KIPP Reach College Preparatory	A	A-	A+
KIPP Tulsa Academy College Preparatory	F	D	D-
Lighthouse Academies of Tulsa	B	C	D+
Oklahoma Connections Academy Elementary School	N/A	N/A	D-
Oklahoma Connections Academy High School	N/A	N/A	C-
Oklahoma Connections Academy Middle School	N/A	N/A	D
Oklahoma Virtual Charter Academy Elementary School	C	C	D
Oklahoma Virtual Charter Academy High School	F	F	C-
Oklahoma Virtual Charter Academy Middle School	D-	D+	D
Sankofa Middle School	N/A	F	D
Santa Fe South Elementary School (Charter)	F	D+	C-
Santa Fe South High School	B	B+	B
Santa Fe South Middle School	C	C-	D+
Tulsa School of Arts & Sciences	A	A	B-

Oklahoma Charter Context: Authorizers

The following entities have utilized their powers through the Oklahoma Charter Schools Act (OCSA) to sponsor, or authorize, charter schools (See 70 O.S. § 3-132):

- Cherokee Nation
- Langston University
- Oklahoma City Public Schools (OKCPS)
- Oklahoma State University
- Statewide Virtual Charter School Board (SVCSB)
- Tulsa Public Schools
- University of Oklahoma

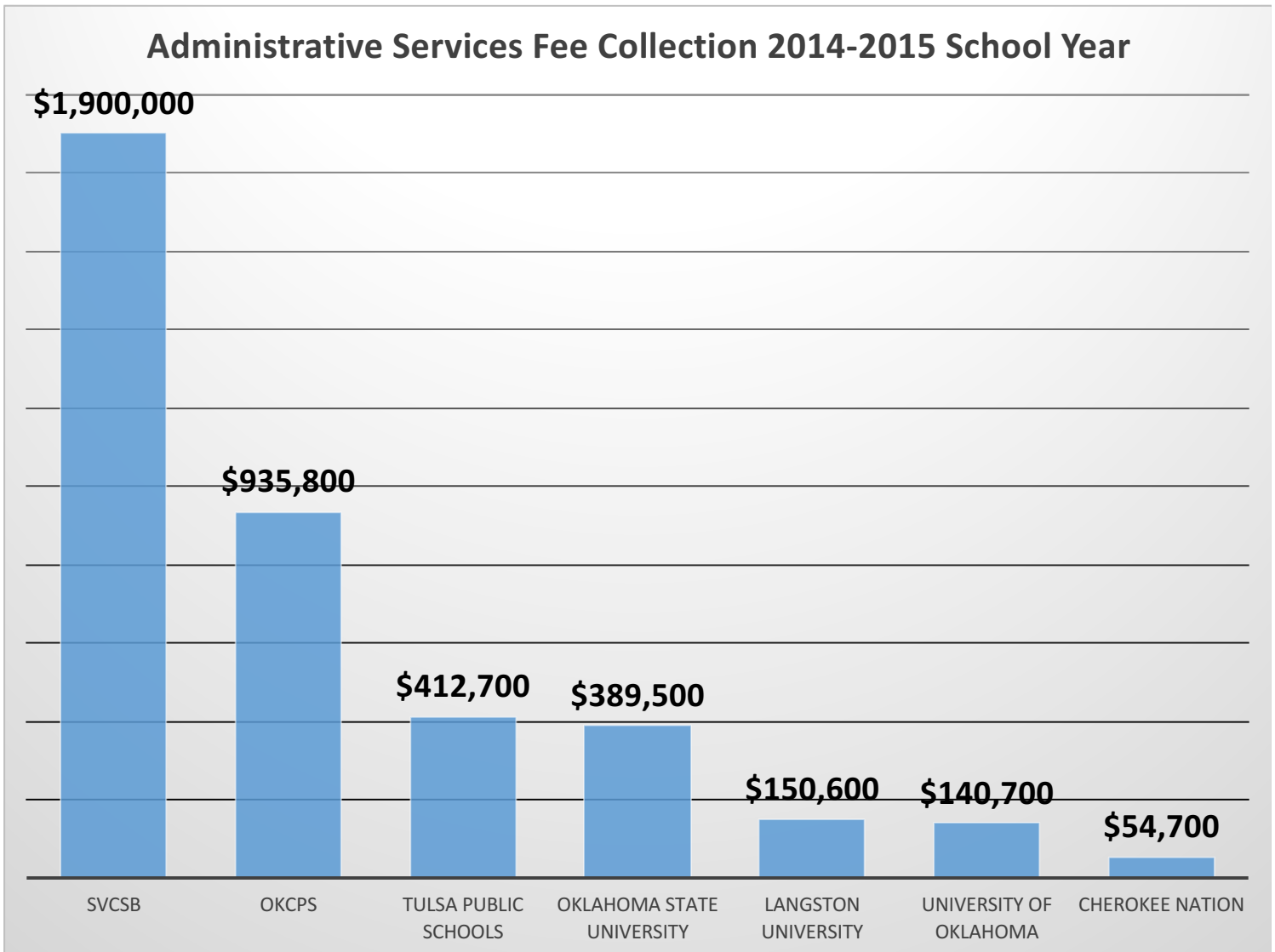
Schools Per Authorizer



*Source: Oklahoma State Department of Education, Office of Accreditation (2015)

Oklahoma Charter Context: Authorizers (continued)

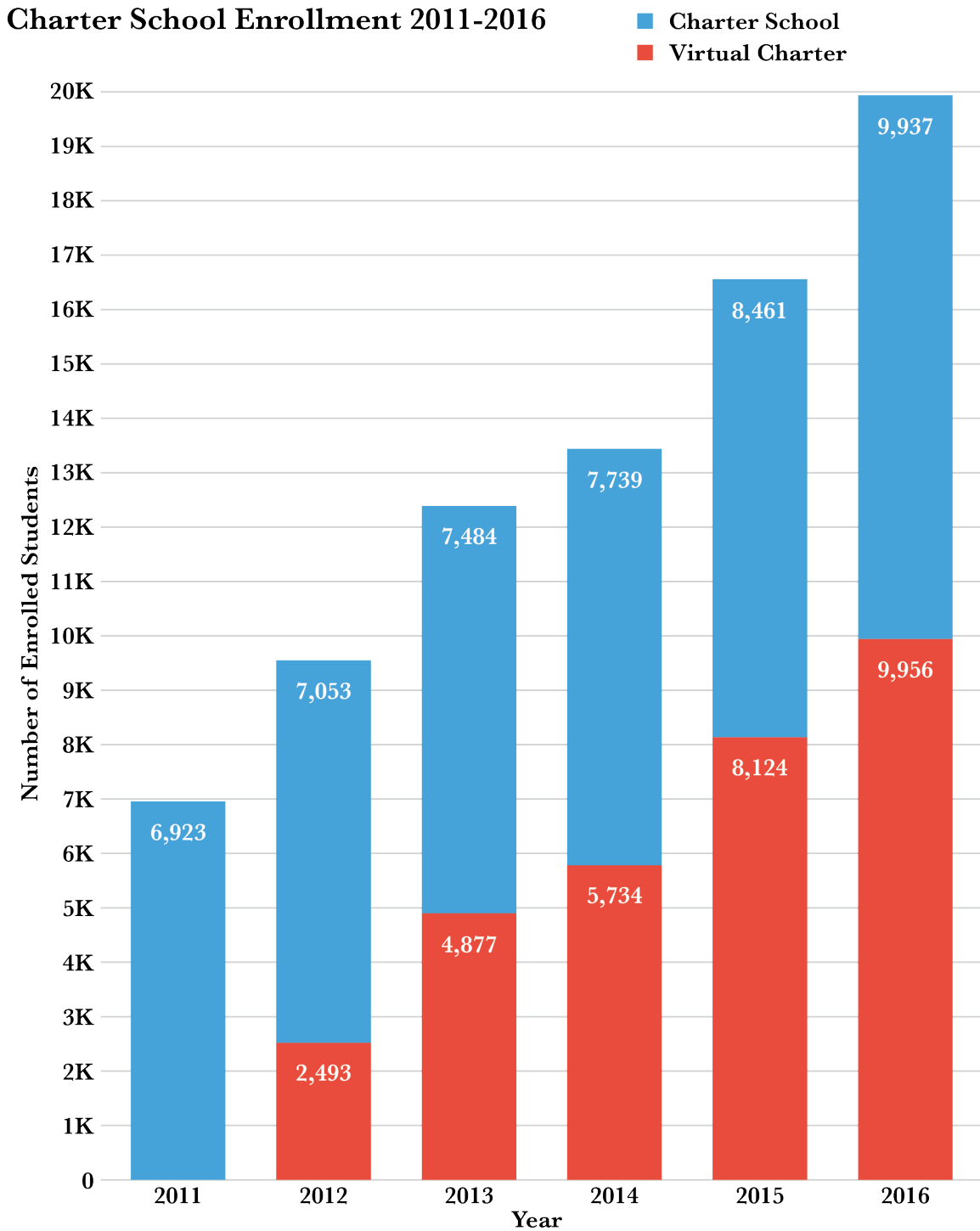
The OCSA allows authorizers to collect a fee for administrative services that must not exceed 5% of the charter school's State Aid allocation. The graph below shows the estimated fees collected by authorizers during the 2014-2015 school year.



*Source: Oklahoma State Department of Education, Office of Accreditation (2015)

Oklahoma Charter Context: Enrollment

During the 2014-2015 school year, 35 charter schools served 16,585 students, or about 2% of the overall student population in Oklahoma. The number of students served by charter schools increased dramatically over the last year as a result of the increase in virtual charter school enrollment. Most of this growth is a result of the expansion of virtual charter schools, which have more than tripled their student population since 2011-2012.



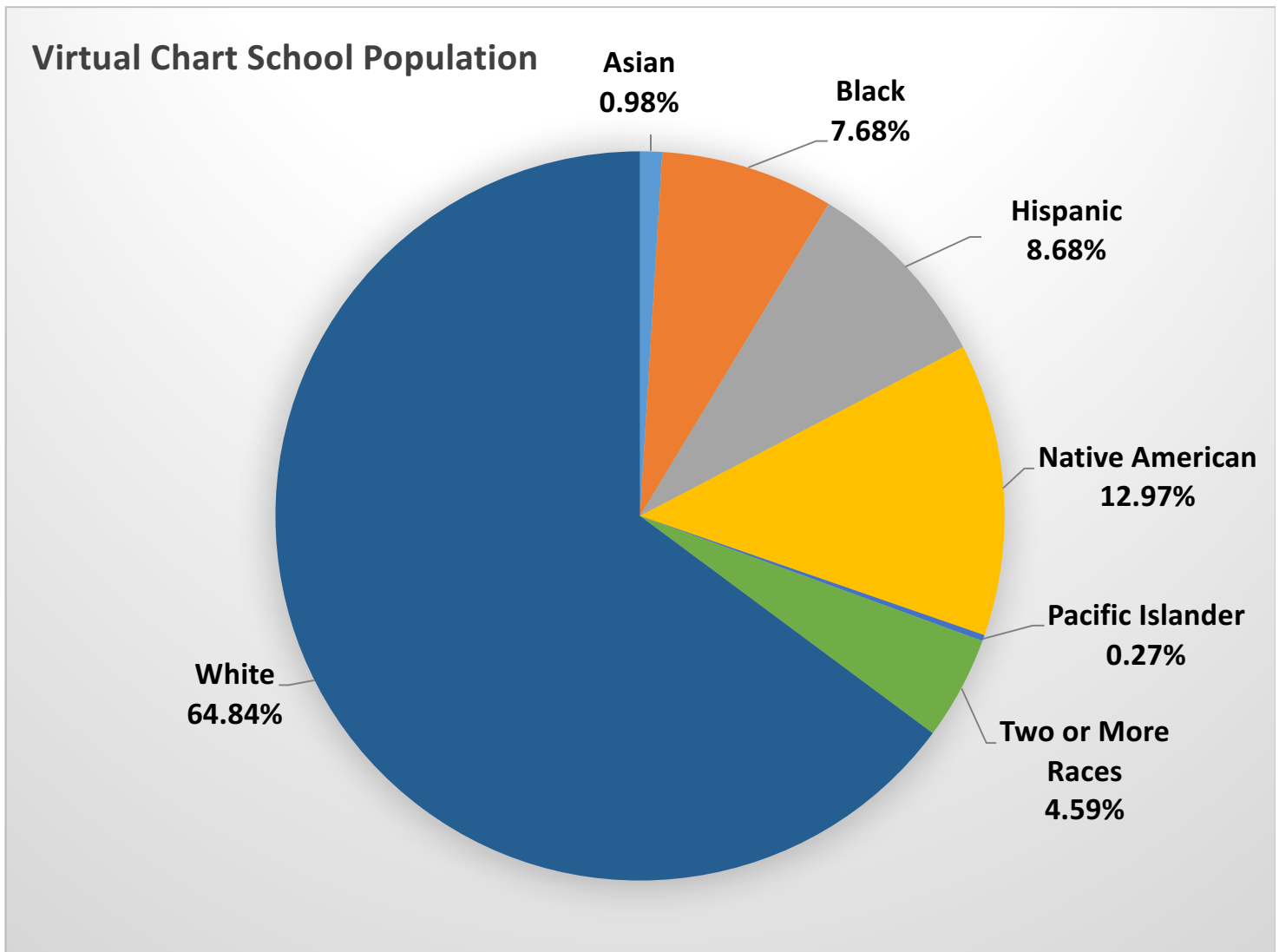
Source: Oklahoma State Department of Education, Office of Accreditation, 2015

Oklahoma Charter Context: Demographics

“Brick-and-mortar” charters, hereafter referred to as “charters,” and virtual charters have vastly different demographic ratios. Further analysis of the data may reveal the cause of such variances, but factors may include: location, accessibility and resources. The following is a breakdown of their student demographics.

The charts below illustrate the number of minority students compared to white students. Virtual charters have a much higher percentage of white students as compared to minorities. However, the reasons for this require further investigation.

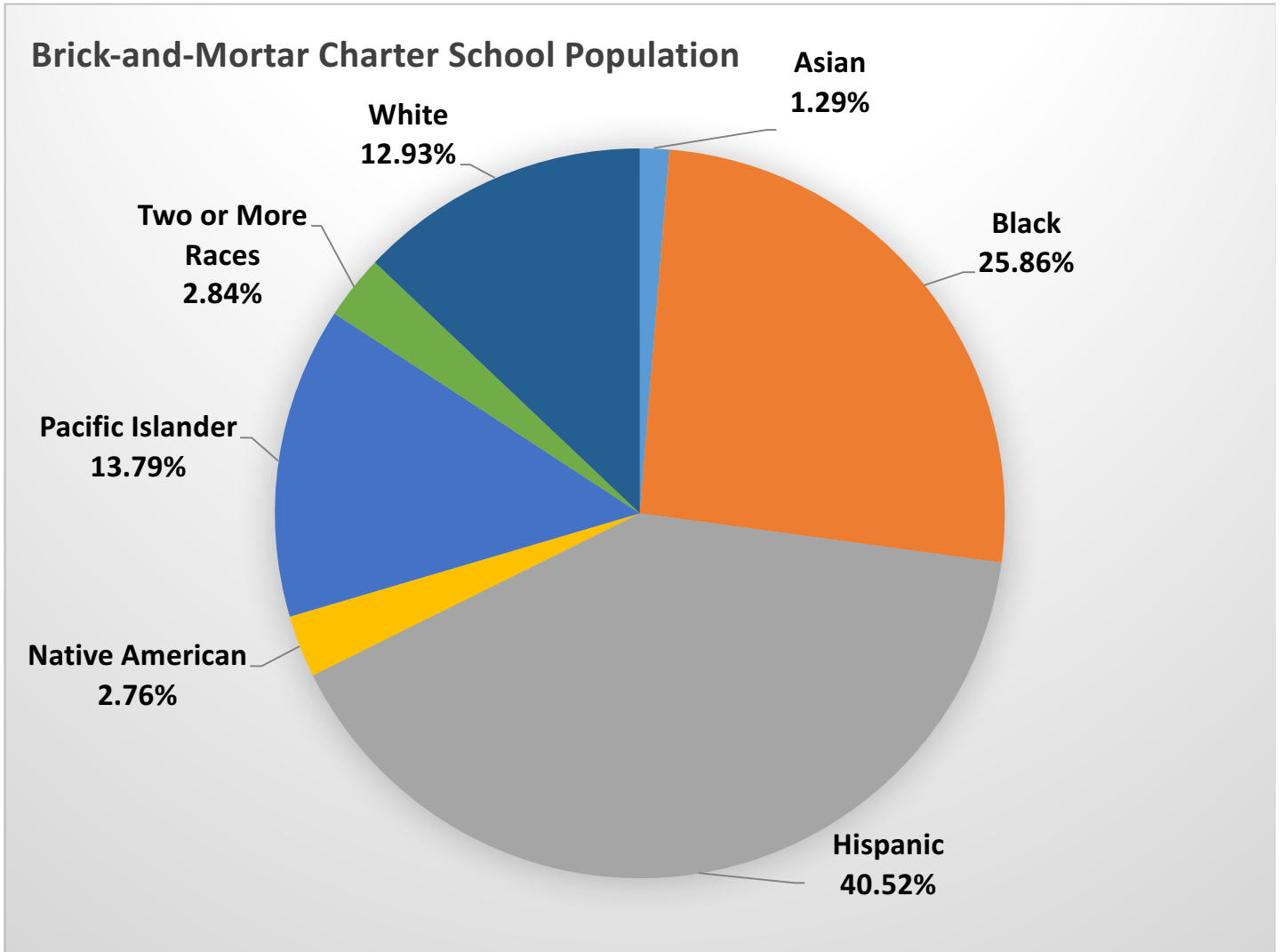
Virtual charter schools in the state of Oklahoma have a population comprised of 65% white students. The second-largest population of students is Native Americans at 13%.



*Source: OSDE Reporting Index (2015)

Oklahoma Charter Context: Demographics (continued)

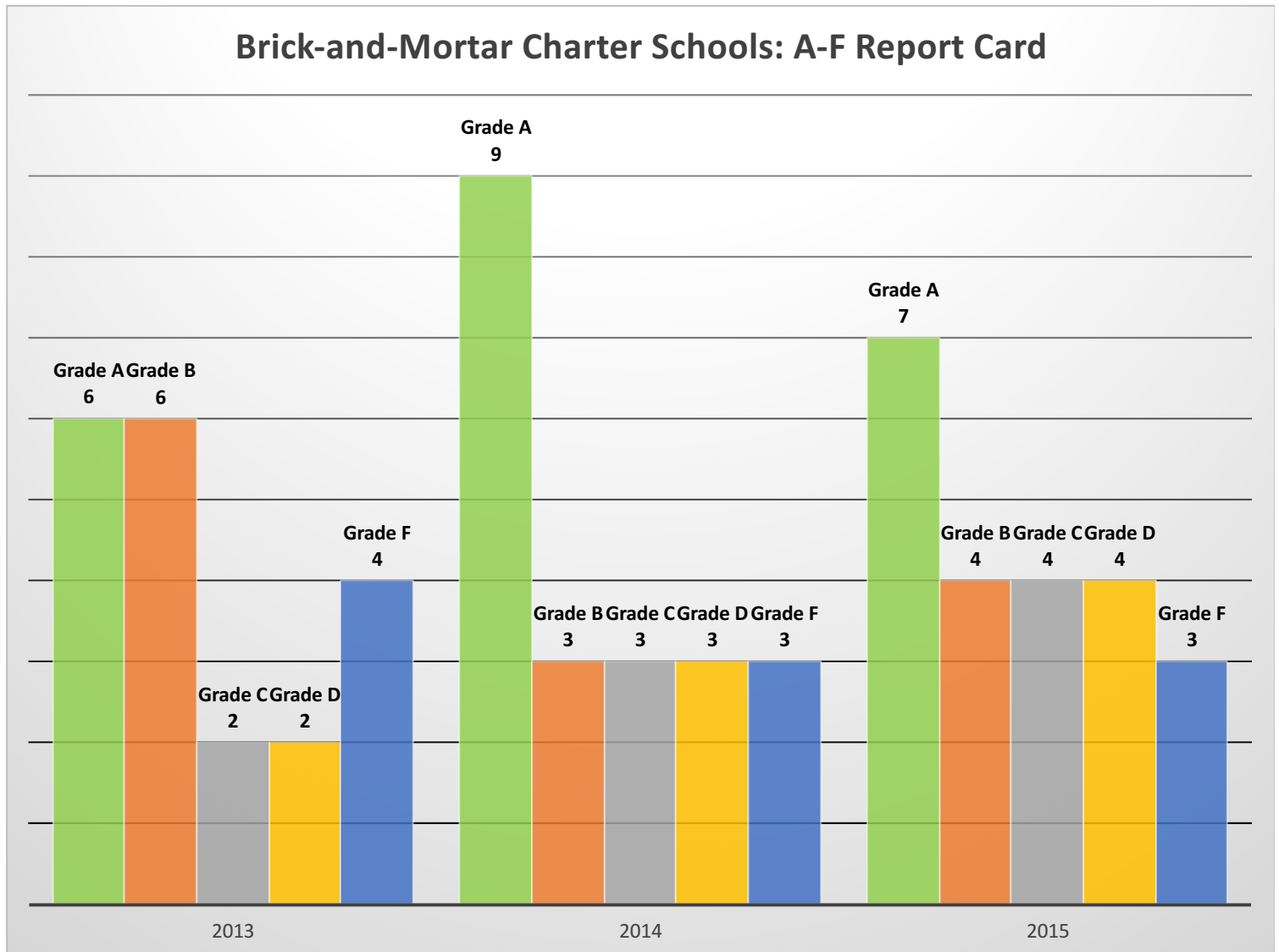
Brick-and-mortar charter schools, in contrast to their virtual counterparts, are comprised of 15% white students, with majorities of students identifying as Hispanic or black.



*Source: OSDE Reporting Index (2015)

Oklahoma Charter Context: Student Achievement

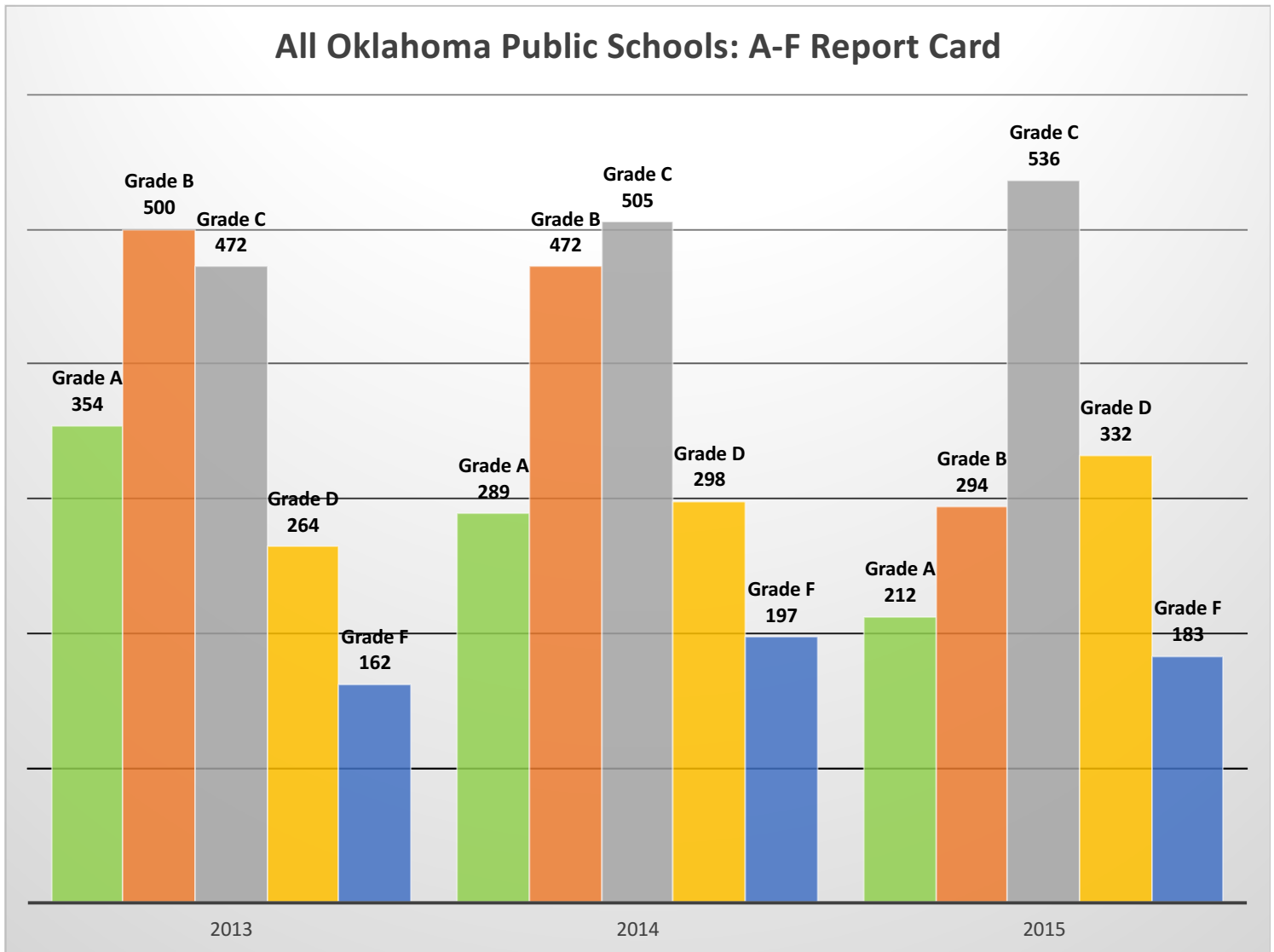
The Brick-and-Mortar Charter Schools A-F graph below shows the Report Card grades received by all charters in the state over the last three years. While the number of charter schools has increased, the number of schools receiving an “F” has decreased over the three-year period, and stayed the same in the last two years. This demonstrates the emphasis being placed on increasing the number of high-quality charter schools in the state while decreasing the number of low-performing schools.



*Source: Office of Accountability, A-F Report Cards, OSDE (2015)

Oklahoma Charter Context: Student Achievement (continued)

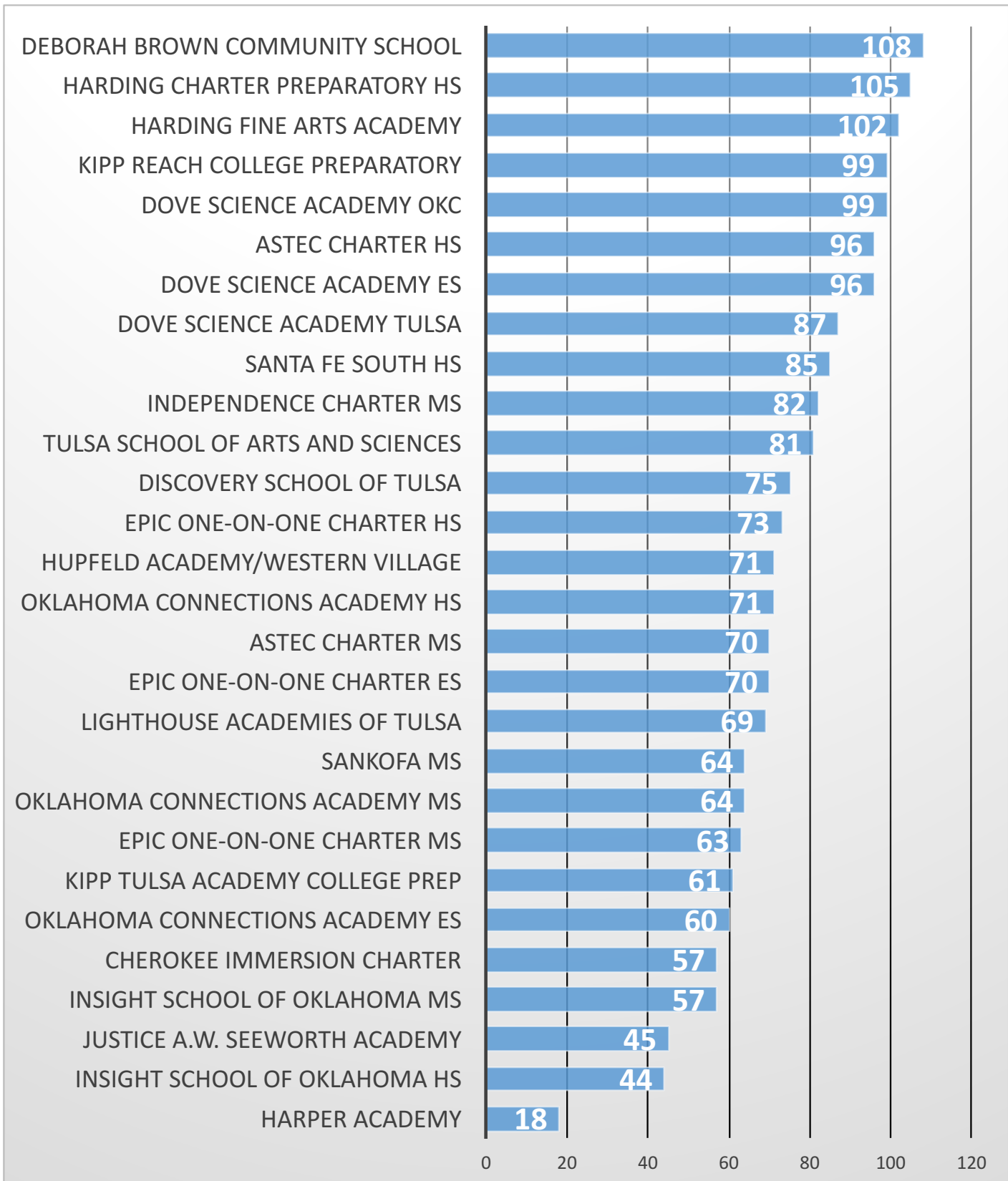
For comparison, the A-F Report Card letter grades for all Oklahoma public schools are listed below by year.



*Source: Office of Accountability, A-F Report Cards, OSDE (2015)

Oklahoma Charter Context: Student Achievement

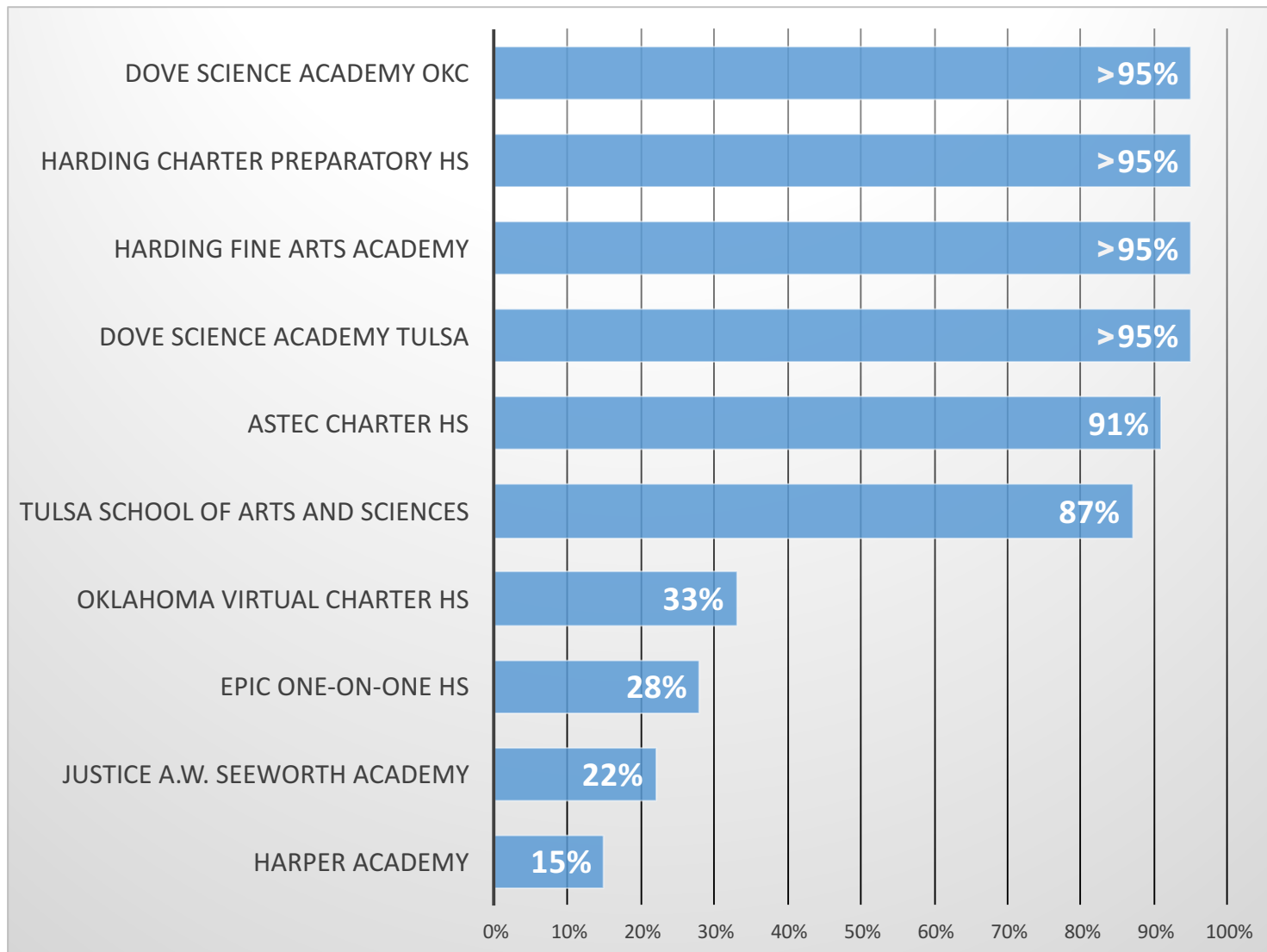
Below are the 2015 A-F Report Card letter grades (by numeric score) for all charters in Oklahoma that received a grade.



*Source: Office of Accountability, A-F Report Cards, OSDE (2015)

Oklahoma Charter Context: High Schools

In 2014-2015, there were eight brick-and-mortar charter high schools and two virtual charter high schools. Their graduation rates as reported on the A-F are as follows.



*Source: Office of Accountability, A-F Report Cards, OSDE (2015)