



**JANET BARRESI**  
STATE SUPERINTENDENT OF PUBLIC INSTRUCTION  
STATE OF OKLAHOMA

**MEMORANDUM**

**TO:** The Honorable Members of the State Board of Education

**FROM:** Janet C. Barresi

**DATE:** February 27, 2014

**SUBJECT:** Advancement Via Individual Determination (AVID) Grants – First Year

Recommend approval for the awarding of nine (9) First Year AVID Grants to six (6) districts for a total of \$277,000.

JB

Attachments

**Advancement Via Individual Determination (AVID) Grants**

First Year  
2013-14  
**AWARDED**

Type of Grant	Congressional District #	County	School	Award Amount
Year 1	4	Pontotoc	Ada Middle School	\$40,000
Year 1	3	Caddo	Anadarko Middle School	\$40,000
Year 1	1	Washington	Caney Valley Middle School	\$35,000
Year 1	2	Muskogee	Cherokee Elementary/Muskogee	\$14,000
Year 1	2	Muskogee	Harris Jobe Elementary/Muskogee	\$14,000
Year 1	2	Muskogee	Whittier Elementary/Muskogee	\$14,000
Year 1	5	Oklahoma	Capitol Hill High School/OKC	\$40,000
Year 1	5	Oklahoma	Jefferson Middle School/OKC	\$40,000
Year 1	5	Oklahoma	Putnam City West High	\$40,000
<b>TOTAL</b>				<b>\$277,000</b>

**Advancement Via Individual Determination (AVID) Grants**


**First Year**

**2013-14**

**NOT AWARDED**

<b>Type of Grant</b>	<b>Congressional District #</b>	<b>County</b>	<b>School</b>
Year 1	1	Tulsa	Discovery School of Tulsa Middle/Elementary
Year 1	1	Tulsa	Glennpool Middle School
Year 1	1	Tulsa	Jenks Middle School
Year 1	5	Oklahoma	Oklahoma Centennial Mid-High/OKC
Year 1	5	Oklahoma	John Marshall High School/OKC
Year 1	5	Oklahoma	Roosevelt Middle School/OKC
Year 1	5	Oklahoma	Webster Middle School/OKC
Year 1	5	Oklahoma	Dove Science Academy/OKC
Year 1	5	Oklahoma	Hefner Middle School/Putnam City
Year 1	1	Tulsa	Central Fine and Performing Arts Junior and Senior High/Tulsa

# AVID Overview



AVID's mission is to close the achievement gap by preparing  
all students for college readiness and success in a global society.



Decades of College Dreams

Lori Boyd

Director AP/AVID

# What is AVID?

## **AVID Schoolwide**

System of teaching, learning and advocacy that promotes a culture of college and life readiness for ALL students

## **AVID Elective Class**

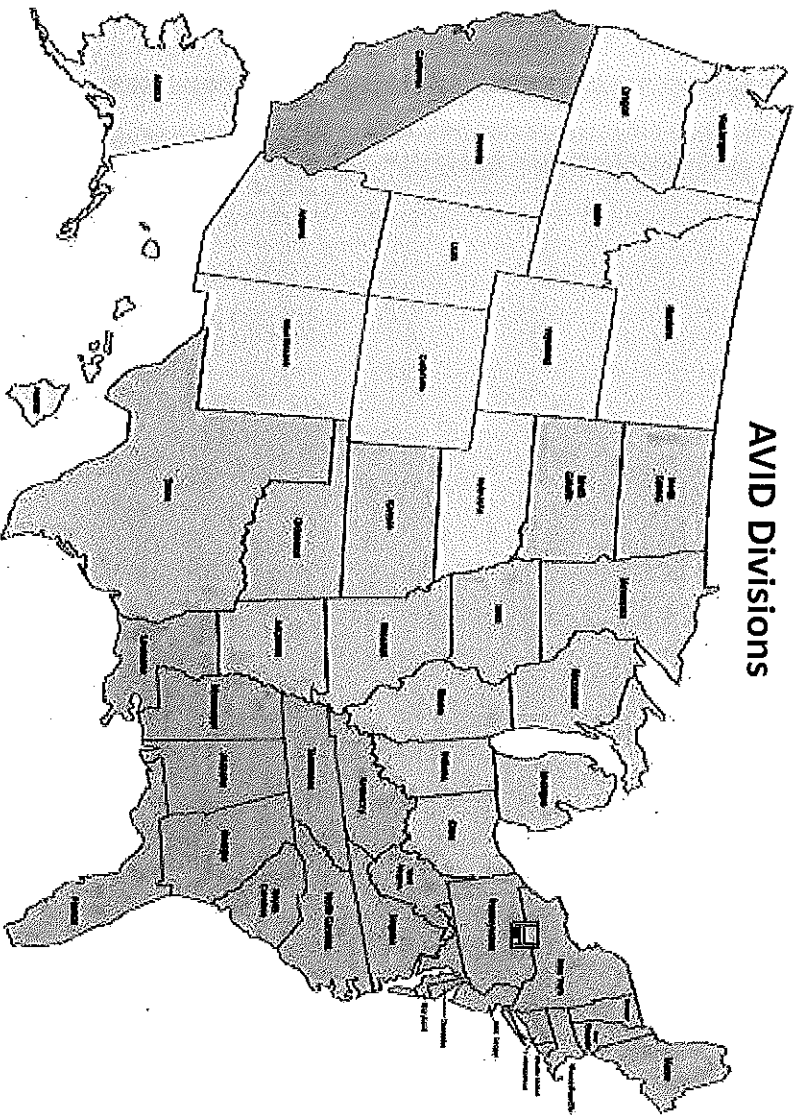
A class in the school day in which middle-performing, capable students learn strategies that help them succeed in the most rigorous courses



# You are in the Central Division!

AVID impacts more than 700,000 students in 46 states and 16 other countries/U.S. territories

AVID Divisions



**California**  
1,577 sites

**Western**  
773 sites

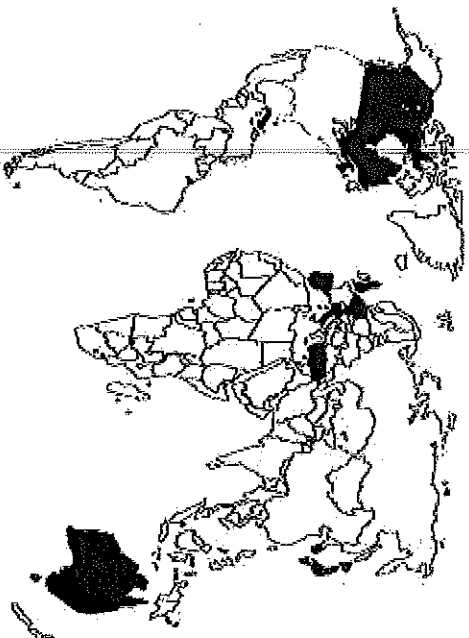
**Central**  
1,402 sites

**Eastern**  
1,050 sites

**International and DoDEA**  
89 sites

Current as of 10/22/2012

Total K-12 AVID Sites **4,891**  
Total AVID for Higher Education Sites **28**



# AVID In Oklahoma

Began in OK in 2004

Ada City Schools  
Ardmore City Schools  
Caney Valley Public Schools  
Choctaw-Nicomma Park School  
Dove Science Academy (Tulsa)  
Grove Public Schools  
Harding Charter District  
Jenks Public Schools  
McAlester Public Schools  
Millwood Public Schools  
Norman Public Schools  
Putnam City Public Schools  
Stidham Public Schools  
Thackerville Public Schools  
Tulsa Public Schools

40 Sites:

32 Secondary

8 Elementary




# Why College Readiness?

Will every student pursue higher education?

***Not necessarily.***

Should every student be prepared for and have the option to attend college or pursue higher education?


***Absolutely.***





# AP and College Success

Students who take AP courses and exams are much more likely than their peers to complete a bachelor's degree in four years or less.



Camara, Wayne (2003). College Persistence, Graduation, and Remediation. *College Board Research Notes (RN-19)*. New York, NY: College Board.

# Impact of AP on College Graduation

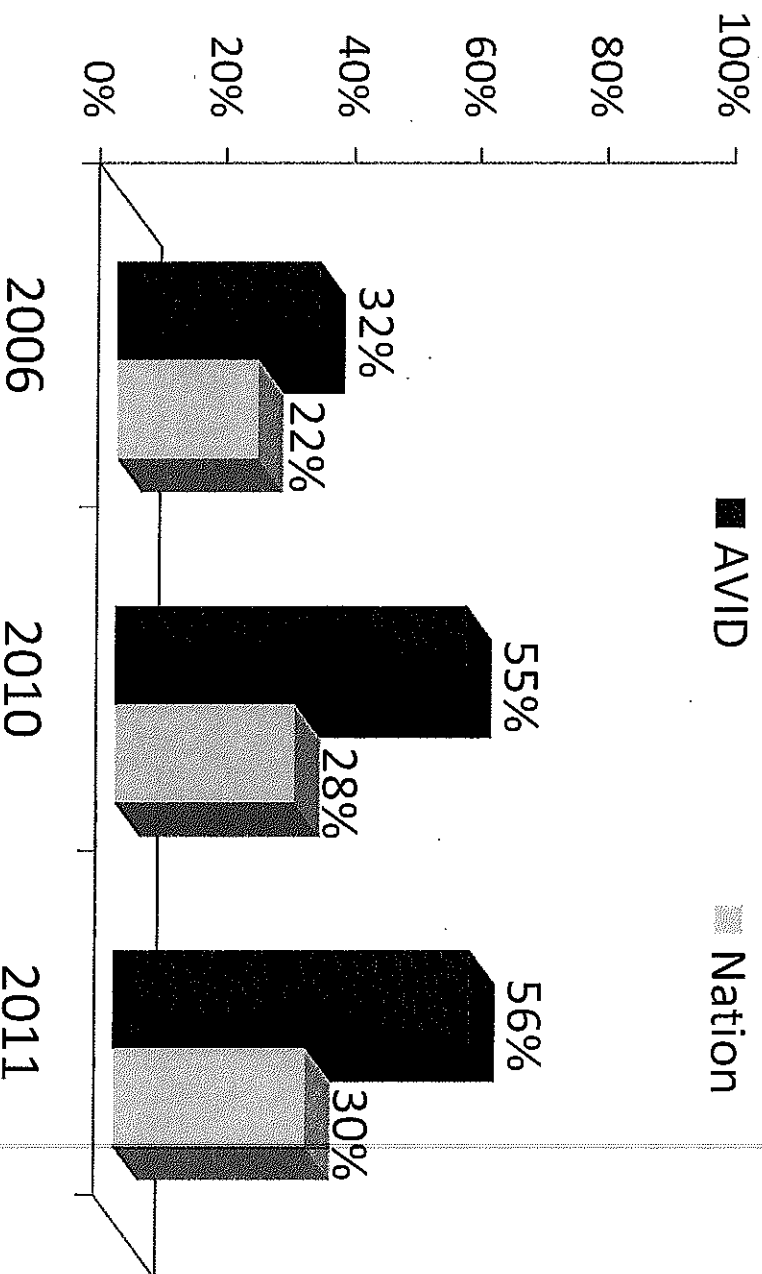
Student Group	AP Exam Grade of 3, 4, 5	AP Exam Grade of 1, 2	Took AP course but not Exam
African American	28% higher	22% higher	16% higher
Hispanic	28% higher	12% higher	10% higher
White	33% higher	22% higher	20% higher
Low-Income	26% higher	17% higher	12% higher
Not Low-Income	34% higher	23% higher	19% higher

*The Relationship Between Advanced Placement and College Graduation*  
 (National Center for Educational Accountability)



# AP Test-Taker Comparison

## Students who took at least one AP test



AVID Senior Data Collection 2010-2011  
The 8th Annual AP Report to the Nation, Feb 2012, College Board



# Impact of Schoolwide AVID


*Schoolwide AVID will ...*

- *Increase* student's completion of college entrance requirements
- *Increase* school's offerings of rigorous courses
- *Increase* student enrollment in rigorous courses
- *Increase* teaching/instructional efficacy
- *Transform* the school culture from college-eligible to college-ready



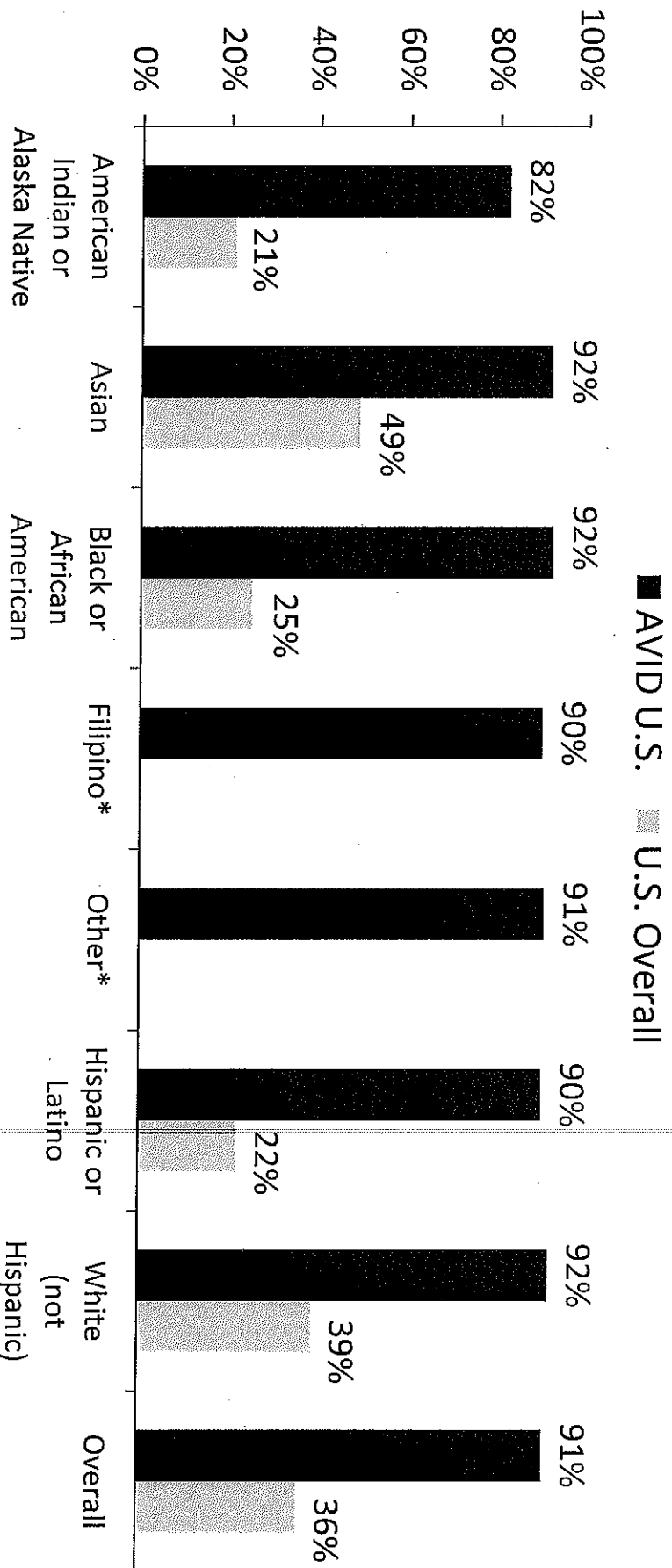
# AVID Prepares Students to:

- Develop as readers and writers
- Develop deep content knowledge
- Know content specific strategies for reading, writing, thinking, and talking
- Develop habits, skills, and behaviors to use knowledge and skills



# AVID Closes the Achievement Gap

## AVID Seniors Completing Four-Year College Entrance Requirements

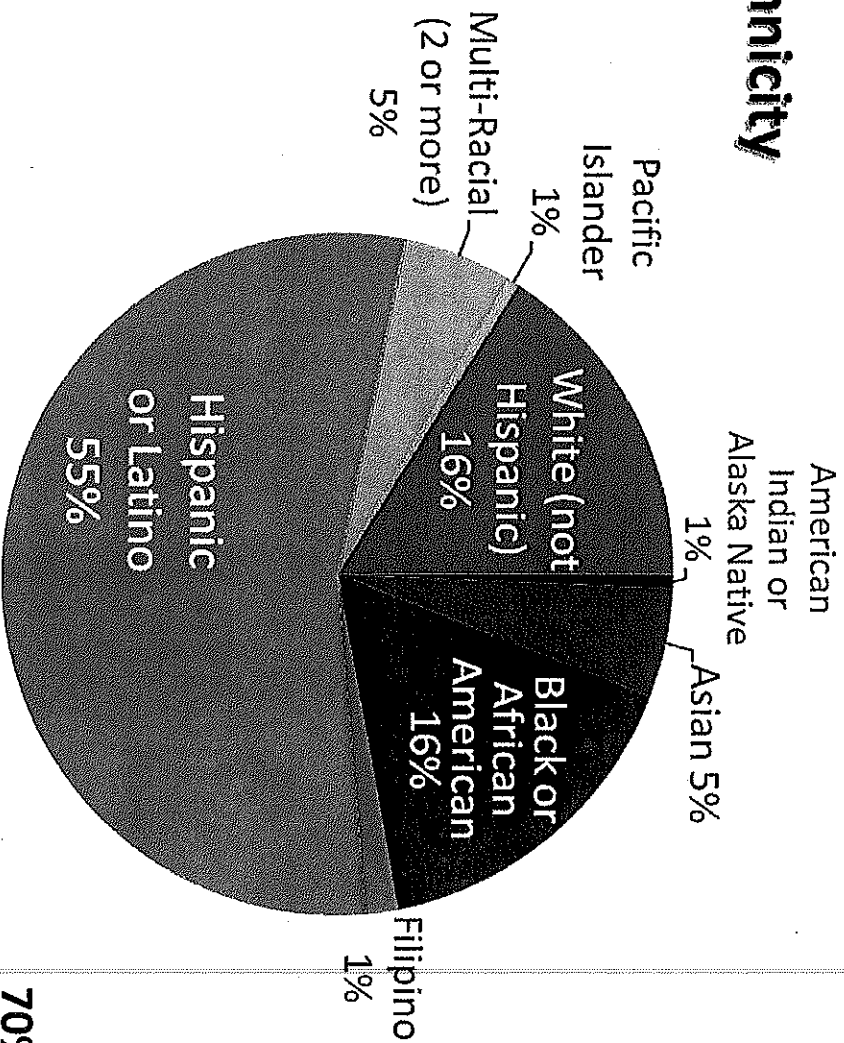


AVID Center. AVID Senior Data Collection. Study of 33,204 AVID Seniors, [Electronic Database], (2011-2012).  
 Manhattan Institute, Education Working Paper 3. 2003. Greene, J.P., Forster, G. "Public High School Graduation and College Readiness Rates in the U.S."  
 \*(Filipino and Other not classified in Manhattan Institute study)  
 National data represents the most current comprehensive data available



# Demographics: 2012 AVID Seniors

## Ethnicity



AVID Center. AVID Senior Data Collection. Study of 33,204 AVID Seniors, [Electronic Database]. (2011-2012).



**70% qualify for free and reduced-price lunch**

# Advancement Via Individual Determination (AVID) First Year Grants 2013-14 - AWARDDED

Type of Grant	Congressional District #	County	School	Award Amount
Year 1	4	Pontotoc	Ada Middle School	\$40,000
Year 1	3	Caddo	Anadarko Middle School	\$40,000
Year 1	1	Washington	Caney Valley Middle School	\$35,000
Year 1	2	Muskogee	Cherokee Elementary/Muskogee	\$14,000
Year 1	2	Muskogee	Harris Jobe Elementary/Muskogee	\$14,000
Year 1	2	Muskogee	Whittier Elementary/Muskogee	\$14,000
Year 1	5	Oklahoma	Capitol Hill High School/OKC	\$40,000
Year 1	5	Oklahoma	Jefferson Middle School/OKC	\$40,000
Year 1	5	Oklahoma	Putnam City West High	\$40,000
<b>TOTAL</b>				<b>\$277,000</b>



# Advancement Via Individual Determination (AVID) Second Year Grants 2013-14 - AWARDDED

Type of Grant	Congressional District #	County	School	Award Amount
Year 2	4	Pontotoc	Ada High School	\$39,000
Year 2	5	Oklahoma	Choctaw High School/Choctaw-Nicomma Park	\$39,000
Year 2	1	Tulsa	Dove Science Academy/Discovery School of Tulsa	\$30,000
Year 2	2	Delaware	Grove High School	\$39,000
Year 2	2	Pittsburg	McAlester High School	\$39,000
Year 2	2	Pittsburg	Puterbaugh Middle School/McAlester	\$39,000
Year 2	5	Oklahoma	Millwood High School	\$30,000
Year 2	5	Oklahoma	Millwood Middle/Elementary	\$30,000
Year 2	4	Cleveland	Norman North High School	\$39,000
Year 2	4	Cleveland	Norman High School	\$39,000
Year 2	5	Oklahoma	Mayfield Middle School/Putnam City	\$39,000
Year 2	4	Love	Thackerville High School	\$30,000
<b>Total</b>				<b>\$432,000</b>

