

CHARTER SCHOOL REPORT 2016



OKLAHOMA STATE DEPARTMENT OF
EDUCATION
— CHAMPION EXCELLENCE —

The State of Charter Schools in Oklahoma

This report is an effort to comply with the Oklahoma Charter Schools Act that requires an annual report to be submitted by the State Board of Education, “to the Legislature and the Governor outlining the status of charter schools in the state.”

For more information:

Leslie Janis
Regional Accreditation Officer
Office of Accreditation
Leslie.Janis@sde.ok.gov

Table of Contents:

Introduction.....4
Number of Charter Schools5
Authorizers (Sponsors) 6-7
Enrollment & Demographics 8-11
Student Achievement 12-17

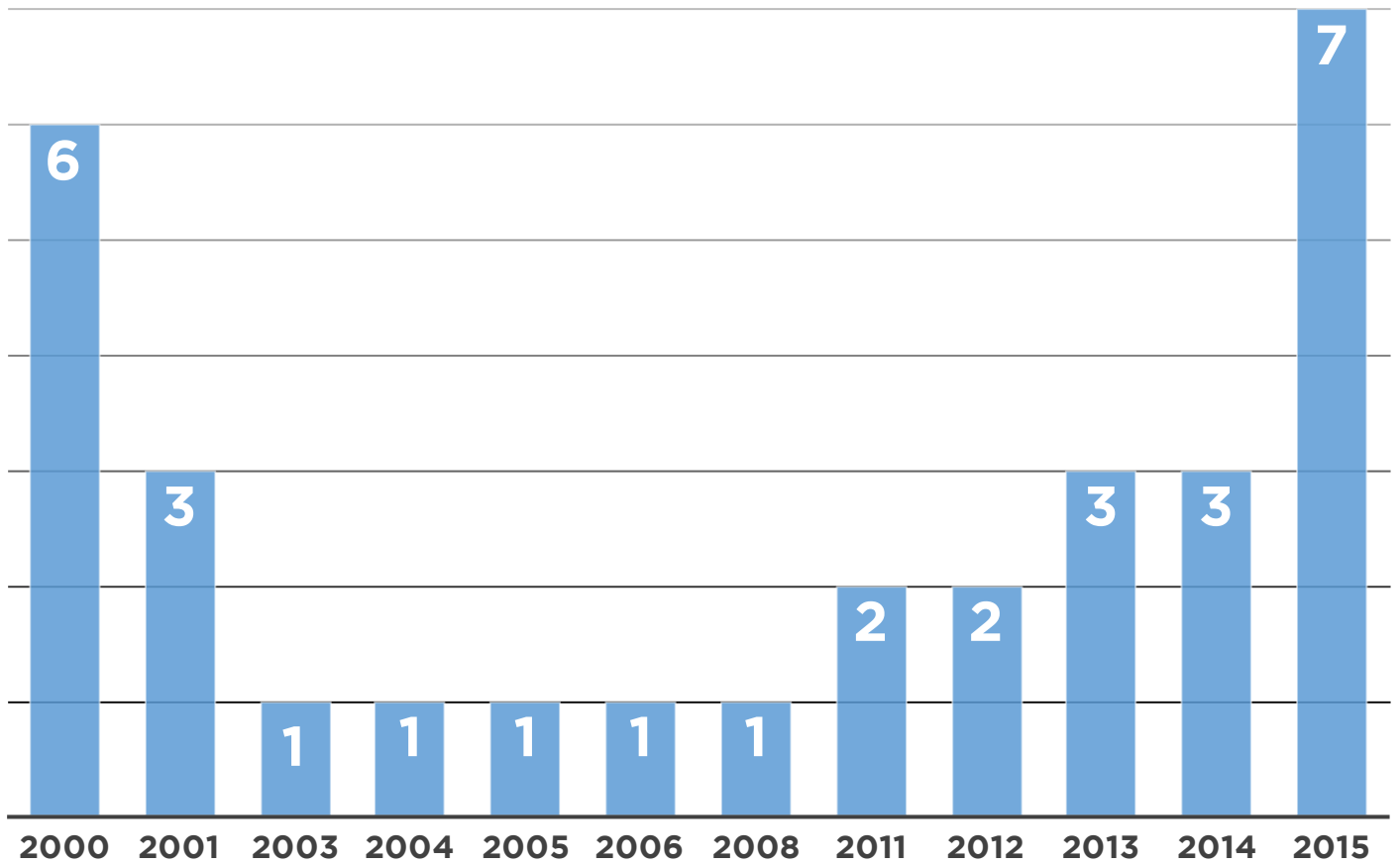
Introduction: The State of Charter Schools in Oklahoma

Since the passing of the Oklahoma Charter Schools Act in 1999, there have been a total of 31 charter schools founded in Oklahoma.

In 2015, along with the statewide expansion of charter schools, amendments to the Oklahoma Charter Schools Act (the “Act”) also brought a new level of accountability. According to the National Alliance for Public Charter Schools, Oklahoma made the biggest jump in state charter law rankings because of the overhaul of its law, including statewide expansion, school and authorizer accountability, and replication of high-quality charters. Further, upon the overhaul of Oklahoma’s charter law, National Association of Charter School Authorizers (NACSA) stated that “Oklahoma now has one of the nation’s strongest charter laws ... with a focus on school accountability and strong standards for authorizers.”

Oklahoma law now requires that the State, as well as charter authorizers, provide annual performance reviews of charter schools. In fact, the Act is replete with requirements that work to ensure that charter schools are meeting the terms of the school’s charter, its academic, and/or its operational goals and measurable achievement benchmarks. Specifically, the Act grants a sponsor the affirmative power and duty to “provide oversight of the operations of the charter school ... through annual performance reviews of charter schools and reauthorization of charter schools for which it is a sponsor.”

Number of Charter Schools Opened By Year



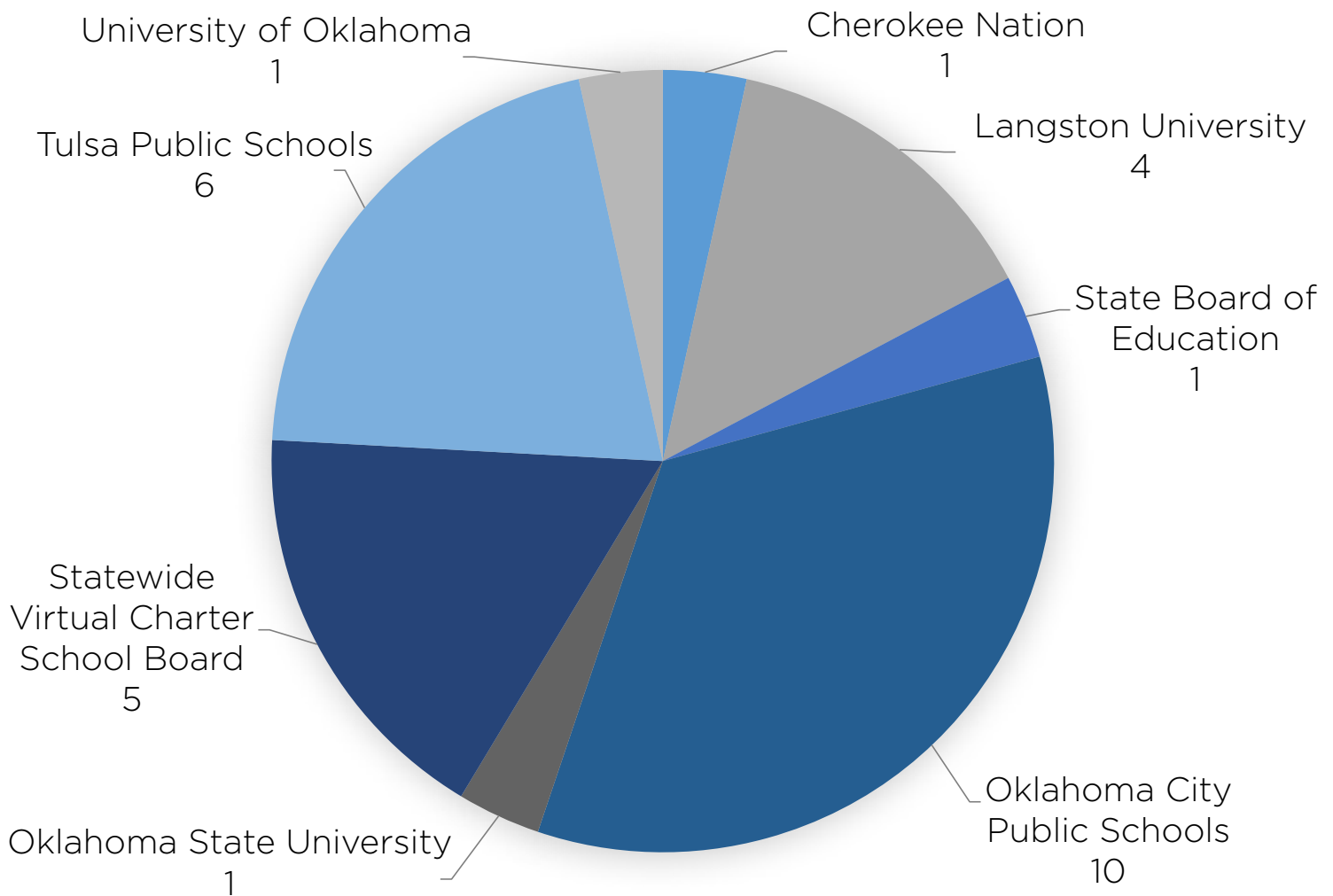
Source: Oklahoma State Department of Education, Office of Accreditation (2016)

Oklahoma Charter Authorizers

The following entities have utilized their powers through the Oklahoma Charter Schools Act (OCSA) to sponsor, or authorize, charter schools (See 70 O.S. § 3-132):

- Cherokee Nation
- Langston University
- Oklahoma City Public Schools (OKCPS)
- Oklahoma State University
- State Board of Education
- Statewide Virtual Charter School Board (SVCSB)
- Tulsa Public Schools
- University of Oklahoma

Schools Per Authorizer

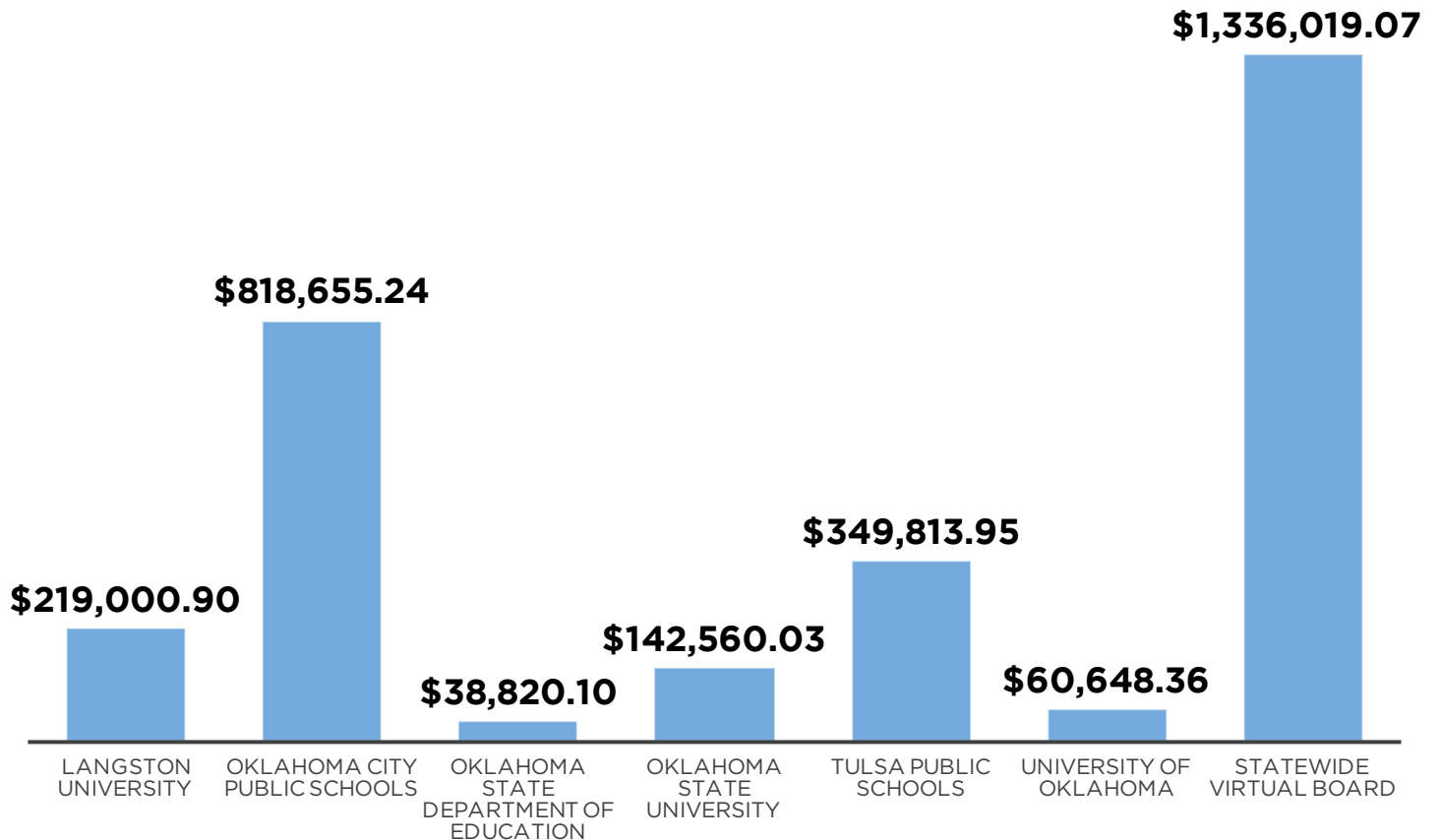


Source: Oklahoma State Department of Education, Office of Accreditation (2016)

Oklahoma Charter Authorizers (continued)

The Act allows authorizers/sponsors to collect a fee for administrative services that must not exceed 5% of the charter school's State Aid allocation. The graph below shows the estimated fees collected by authorizers during the 2015-2016 school year.

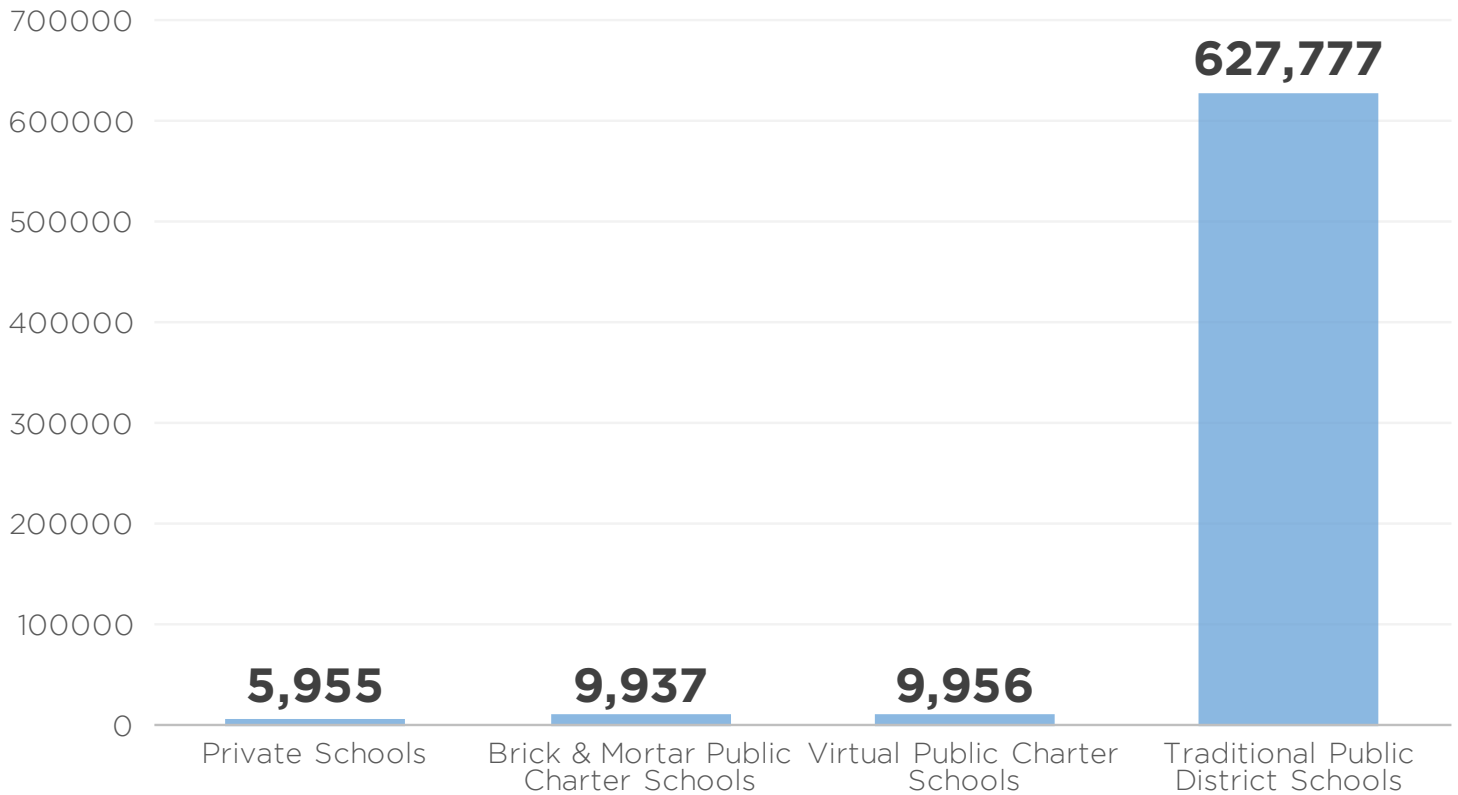
Administrative Services Fee Collection 2015-2016 School Year



Source: Oklahoma State Department of Education, Office of Accreditation (2016)

Oklahoma Charter Enrollment

During the 2015-2016 school year, there were a total of 697,625 students enrolled in state accredited Oklahoma schools. The breakdown is shown below:

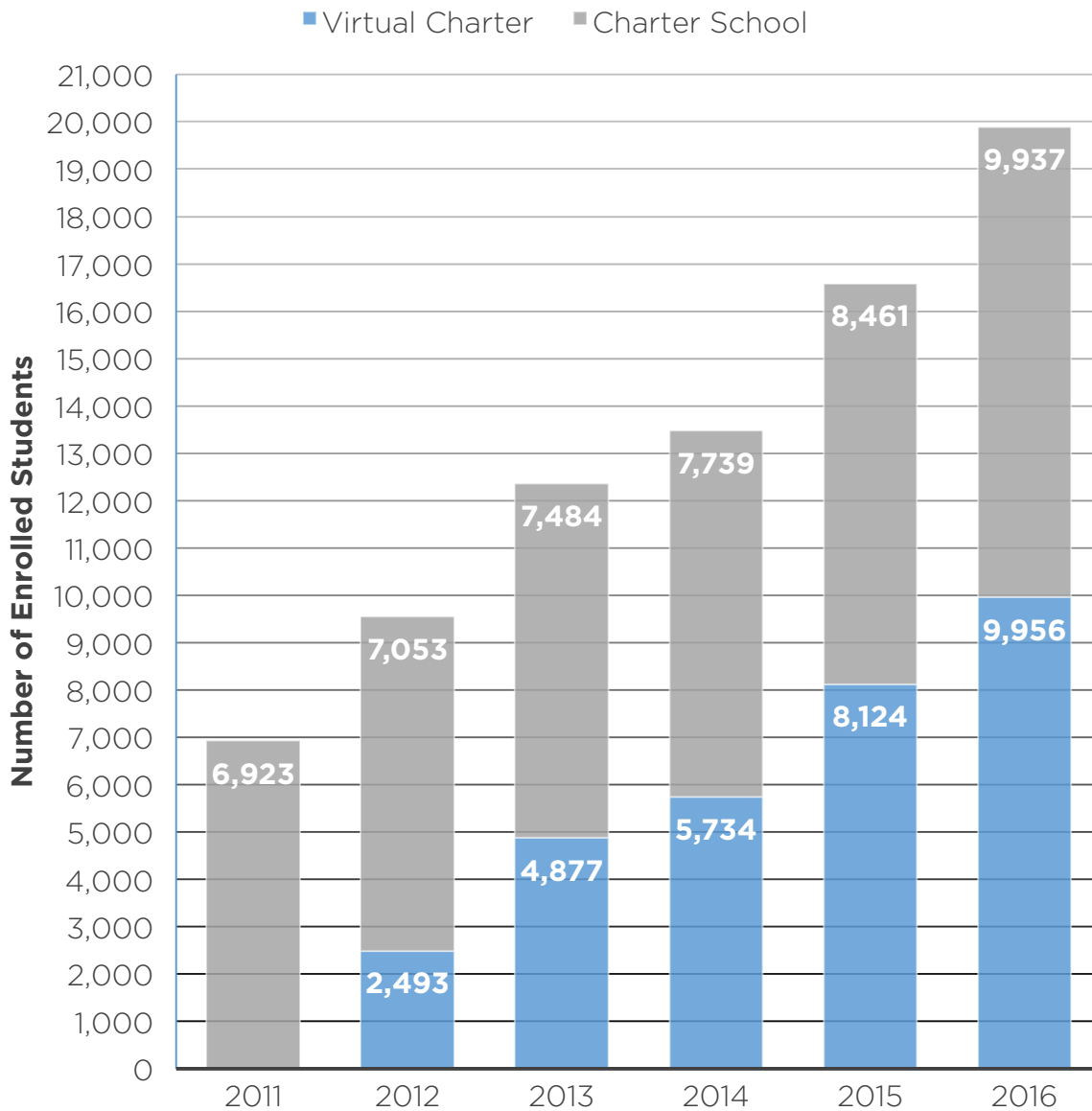


Source: Oklahoma State Department of Education, Office of Accountability (2016)

Oklahoma Charter Enrollment

During the 2015-2016 school year, 29 charter schools served 20,150 students, or about 2.9% of the overall student population in Oklahoma public schools. The number of students served by charter schools has increased dramatically over the last few years as a result of the expansion of virtual charter schools, which have more than tripled their student population since 2011-2012.

Charter School Enrollment 2011-2016

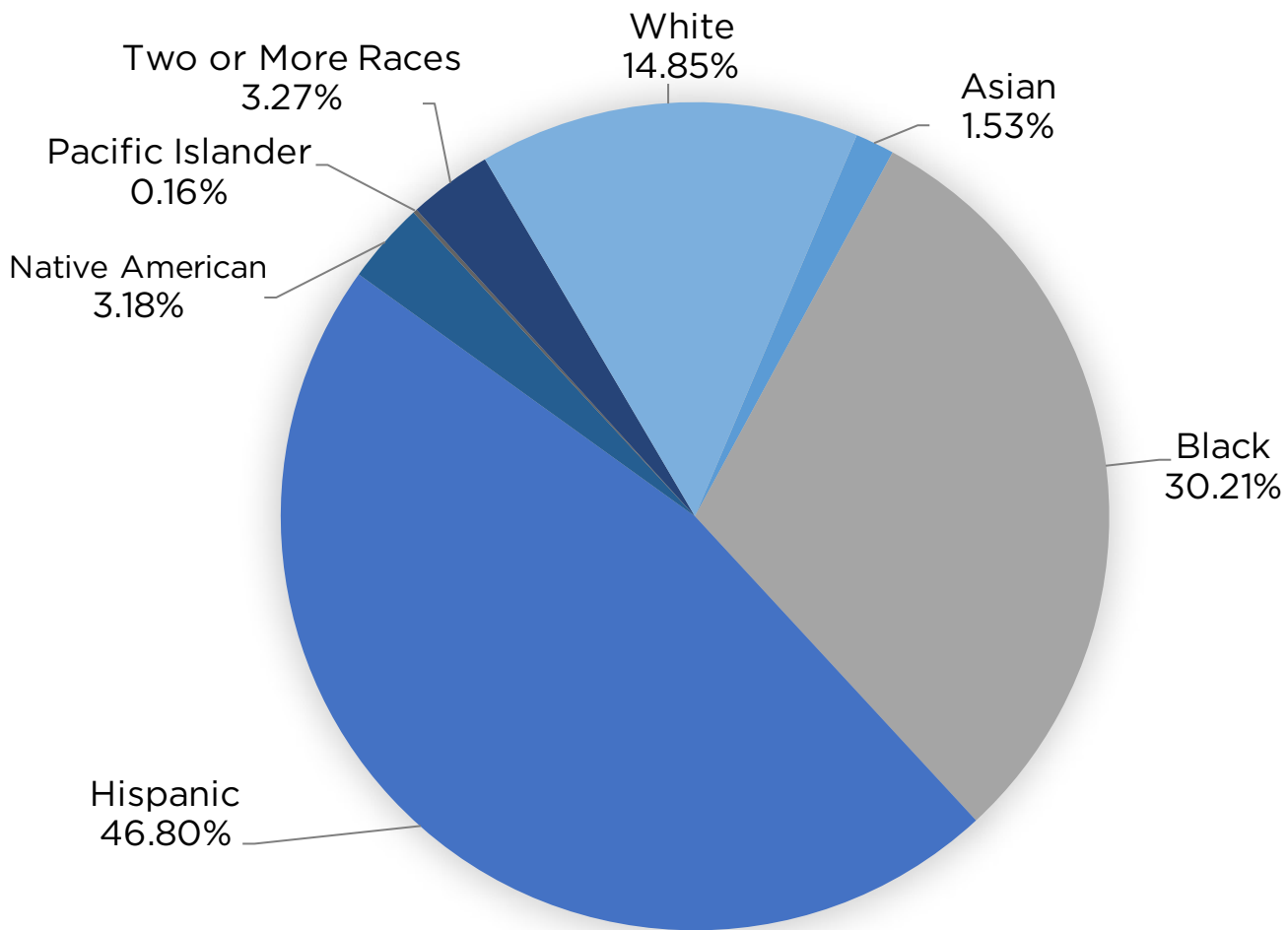


Source: Oklahoma State Department of Education, Office of Accountability (2016)

Oklahoma Charter Demographics

Brick-and-mortar and virtual charters have vastly different demographic ratios. Further analysis of the data may reveal the cause of such variances, but factors may include: location, accessibility and resources. These demographics show a large populace of what might be considered a minority population.

Brick-and-Mortar Charter School Population

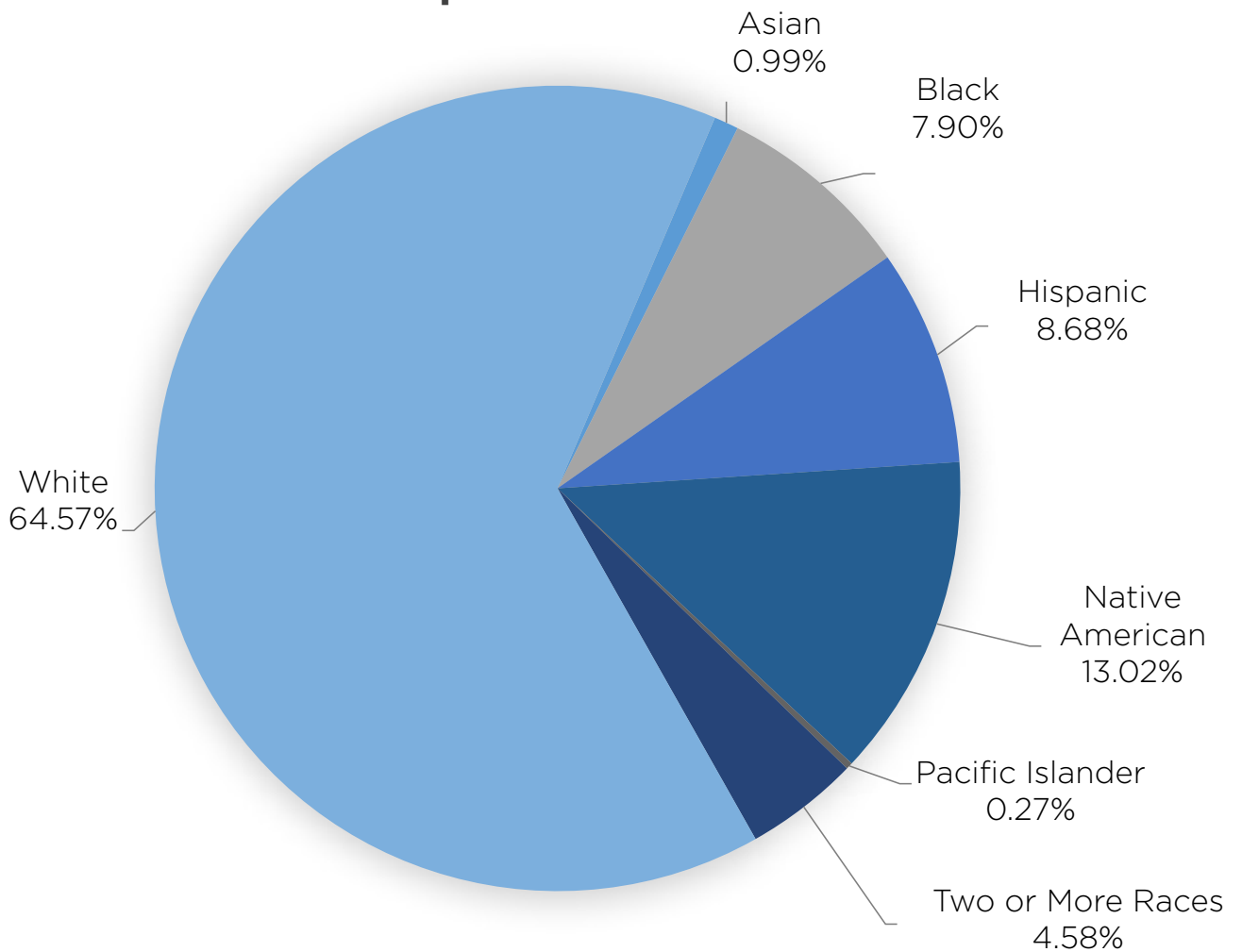


Source: Oklahoma State Department of Education, Reporting Index (2016)

Oklahoma Virtual Charter Demographics

Virtual charter schools, in contrast to the brick-and-mortar charters, are comprised of a majority of students identifying as white.

Virtual Charter School Population



Source: Oklahoma State Department of Education, Reporting Index (2016)

List of All Oklahoma Charter School Sites and A-F Grades

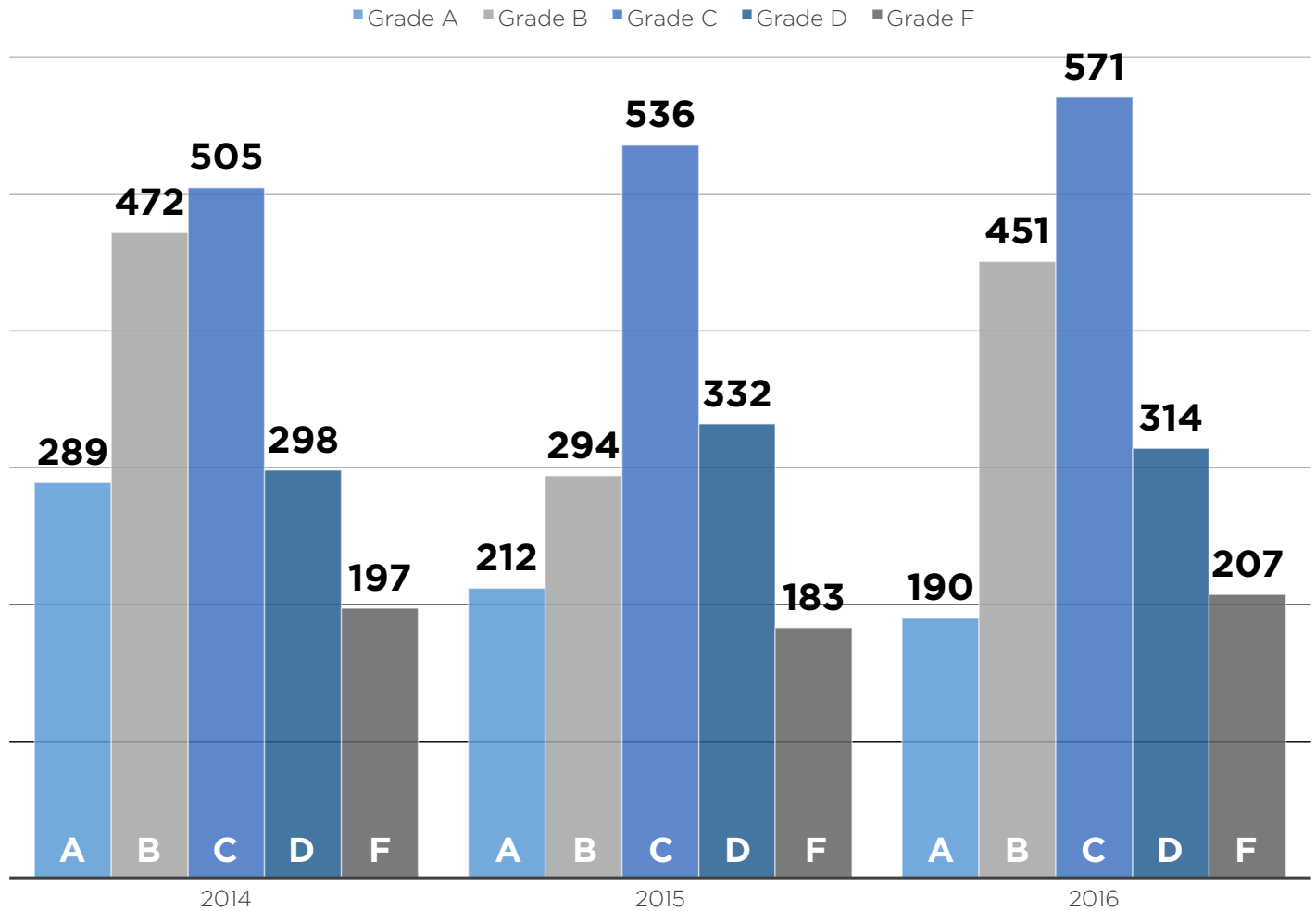
SCHOOL	2014	2015	2016
ABLE Virtual Charter	N/A	N/A	N/A
ASTEC High School	A	A	B
ASTEC Middle School	D+	C-	D
Cherokee Immersion School	F	F	D
College Bound Elementary School	N/A	N/A	N/A
Collegiate Hall Middle School	N/A	N/A	C
Connections Virtual Elementary School	N/A	D-	F
Connections Virtual High School	N/A	C-	C-
Connections Virtual Middle School	N/A	D	D+
Deborah Brown Elementary	A+	A+	A+
Dove Discovery Elementary of Tulsa	A-	C	C+
Dove Science Academy of Tulsa	B	B+	C
Dove Science Academy of OKC	A+	A+	A+
Dove Science Elementary School of OKC	A	A	A-
Epic Virtual Elementary School	F	C-	D+
Epic Virtual Middle School	D	D	D+
Epic Virtual High School	C	C	C
Harding Fine Arts High School	A+	A+	A+
Harding Preparatory High School	A+	A+	A+
Harper High School	N/A	F	F
Hupfield at Western Village Elementary	C+	C-	B
Independence Middle School	B	B-	C+
Insight Virtual Alternative High School	N/A	F	F
Insight Virtual Alternative Middle School	N/A	F	F
John Rex Elementary	N/A	N/A	B-
KIPP Reach Middle School	A-	A+	A+
KIPP Tulsa Middle School	D	D	C
Langston Hughes High School	N/A	N/A	F
Lighthouse Elementary Academics of OKC	N/A	N/A	D+
Lighthouse Elementary Academies of Tulsa	C	D+	C-
Oklahoma Virtual Elementary School	C	D	F
Oklahoma Virtual High School	F	C-	D
Oklahoma Virtual Middle School	D+	D	F
Oklahoma Youth Academy (OJA)	N/A	N/A	F
Sanfoka Elementary/Middle School	F	D	B
Santa Fe South Elementary Schools	D+	C-	C-
Santa Fe South High School	B+	B	C
Santa Fe South Middle School	C-	D+	D
Seeworth Alternative Academy	F	F	F
Tulsa Arts & Sciences Middle/High School	A	B-	C
Tulsa Honor Middle School	N/A	N/A	C-

Source: Oklahoma State Department of Education, Office of Accountability, A-F Report Cards (2016)

Oklahoma Traditional District Student Achievement

For comparison, the A-F Report Card letter grades for all Oklahoma district schools (non charters) are listed below by year.

All Oklahoma Public Schools: A-F Report Card

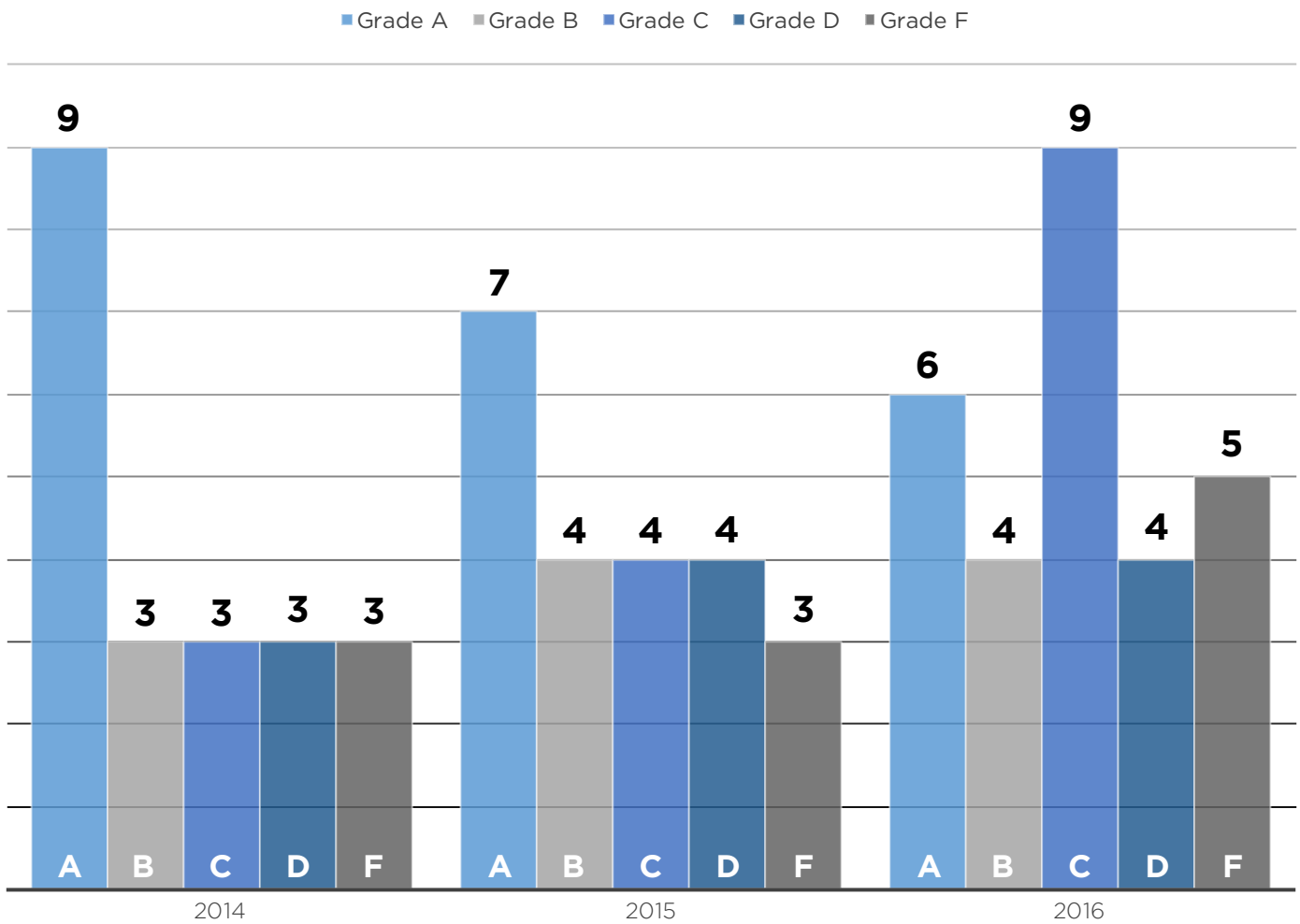


Source: Oklahoma State Department of Education, Office of Accountability, A-F Report Cards (2016)

Oklahoma Charter Student Achievement

The Brick-and-Mortar Charter Schools A-F graph below shows the Report Card grades received by all charters in the state over the last three years.

Brick-and-Mortar Charter Schools: A-F Report Card

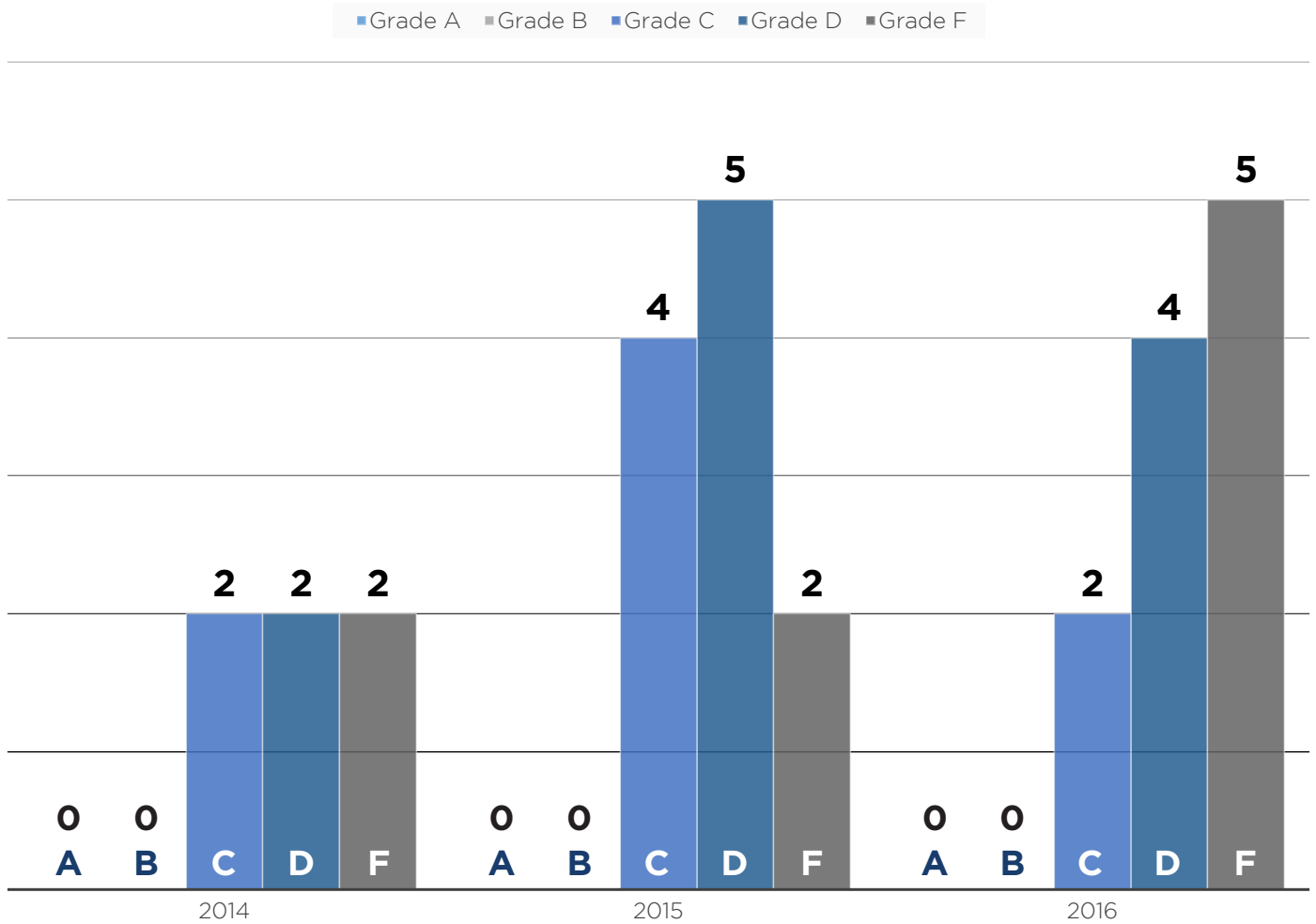


Source: Oklahoma State Department of Education, Office of Accountability, A-F Report Cards (2016)

Oklahoma Virtual Charter Student Achievement

The Virtual Charter Schools A-F graph below shows the Report Card grades received by each virtual charter site in the state over the last three years.

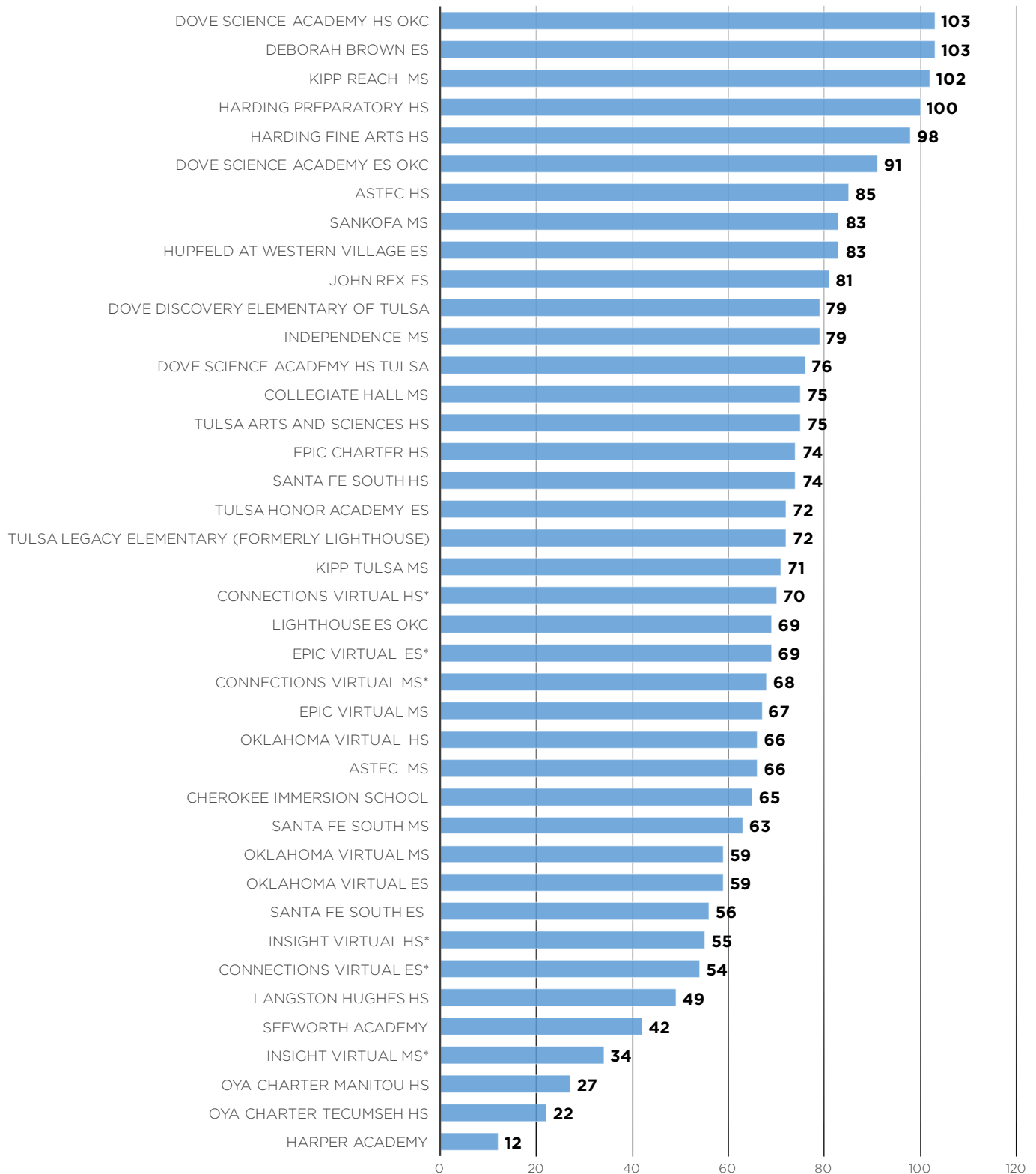
Virtual Charter Schools: A-F Report Card



Source: Oklahoma State Department of Education, Office of Accountability, A-F Report Cards (2016)

Oklahoma Charter Student Achievement (continued)

Below are the 2016 A-F Report Card letter grades (by numeric score) for all charter sites in Oklahoma that received a grade.

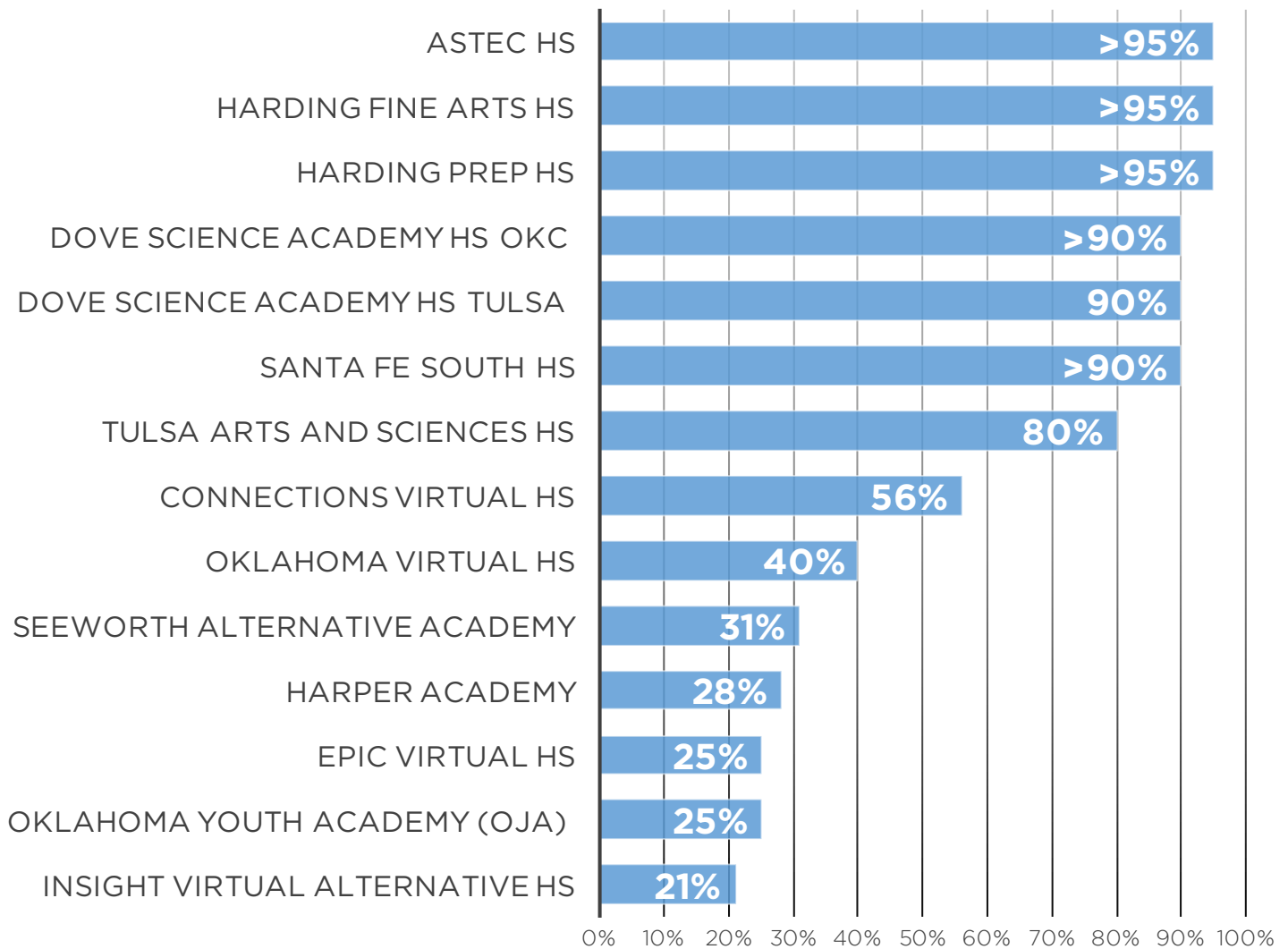


*Virtual Charter School


Source: Oklahoma State Department of Education, Office of Accountability, A-F Report Cards (2016)

Oklahoma Charter High Schools

In 2015-2016, there were eight brick-and-mortar charter high schools, one alternative school, one juvenile school and four virtual high schools. Their graduation rates as reported on the A-F are as follows.



Source: Oklahoma State Department of Education, Office of Accountability, A-F Report Cards (2016)



OKLAHOMA STATE DEPARTMENT OF
EDUCATION
— CHAMPION EXCELLENCE —